

PAGAN Moonbeams

Vol. 1 Issue 9
April, 2008

THIS ISSUE

Homeschooling Quick Take

Issue Lesson: Beltane
News Spin: Recent News + Lessons
Monthly Unit: Rain
Celtic Corner: Ancient Celtic Religions
Divination: Candle Divination
Element Class: Earth
Global Beliefs: Laos
God Focus: Perkunas
Goddess Focus: Saule
Mask of Aniamls: Frog
Pagan People: Isaac Bonewits
Religious Ed: Romuva
Teen Section: Depression & Dreaming
Tree Wisdom: Walnut
Pagan Calendar
Parent Section

Want to see something else? Let us know! paganmoonbeams@yahoo.com

Spring has Sprung and Beltane is Upon Us!

*"The month of May was come, when
every lusty heart beginneth to blossom . . ."*

Sir Thomas Malory (c.1405-1471)

The Anglicized spelling *Beltane* means "Bright Fire" in the Celtic language and serves as the welcoming festival to the flowering trees and plants all over the world. Beltane and Samhain are the great fire festivals within the wheel of the year and is thought to derive from two different sources, one being from the fire rites of the Celtic tradition, and the other coming from the flower rites of the Roman Floralia.

Bonfires were central to this celebration in the Celtic tradition. They were said to rid the air of its evil. The night before Beltane all the fires throughout the land were extinguished and just before the dawn of the new day the people of the land would join together and gather the nine sacred woods to prepare for the lighting of the new fires of the year.

(cont. on pg 6)

Soothe & Share the Weather

April is a great month to focus on weather. This is the month where almost all types of weather happens somewhere all over the world. In your own area it is predicted that you will experience at least three different kinds of weather.

Spend some time with weather this month. Go out and experience it in its raw state. Spend some time observing the different animals you find. It will be interesting to learn what each of them do during different kinds of weather. Write about your experiences in a diary or record them. Be sure not to use common terms, allow the experience to open up your poetic side.

Check weather reports in other countries and even follow them. Compare your own area with a place far away that has the same weather patterns or day. See how many things you and another kid in that area may be sharing; the nearby items, smell, etc... If following the weather you may even notice that you and places in other countries will be experiencing the same storm or front. Make sure to listen, watch, or go into these different weather patterns and feel all it offers.

These memories, words, poems, CDs, or tapes will become your comfort in the future. You will find that spending time with Mother Nature can be as special and stimulating as going on a long trip to an amusement park.

News Spin



Week-Day Changes

The days of the week are dedicated to different deities and planets, according to the language you are using. In English the days of the week are mostly accredited to Anglo-Saxon deities;

- Sunday - the sun
- Monday - Moon
- Tuesday - Tyr
- Wednesday - Odin
- Thursday - Thor
- Friday - Frigga
- Saturday - Saturn

Yes, you caught it, Saturn is a Roman deity not an Anglo-Saxon one. This fact has introduced a problem to Allen Lohff.

Allan started what is being called 'the Lokisday Movement' in February of this year. He is attempting to change Saturday to Lokisday to dedicate the day to Loki, an Anglo-Saxon deity. This would keep all English days of the week named after the Anglo-Saxon Gods.

His fight is rather new and doesn't have much notoriety as of yet, but it does seem that it will be of great controversy in the near future. This would be a great story to keep up with.

The Magical White Stag

A stag is actually a name for a male deer. The white stag is very rare animal. They are considered albino, whose eyes are red. The white stag has brown eyes. Legend tells that if a white stag is found it is considered magickal and it will bring great changes to the one who sees it.

In October of 2007 a white stag was found and many people spent time looking for it wandering free. It was unfortunate that poachers found the deer and left it behind because they only wanted its head to mount. Many people were outraged and the whole area seemed to mourn the death of a magical being.

This mourning may have been heard by Mother Nature because starting Jan of this year another magickal white stag has been spotted on a mountain in Britain. Its exact location is not being released in an effort to save it. The woman, who was the first to spot it, actually recorded it for 45 minutes while it grazed with a herd of red deer. Researchers then went to the area and found the stag and estimated it to be 6 or 7 years old and is now sporting its great horns.

Do some research of your own on the magickal white stag. Come up with your own report or information and add it to your journal. What a great way to connect with a live magickal offering from Mother Nature herself.

Quick Clips

By: P. Nichols



Tiny Memories

Recent research has shown that even tiny animals have good memories. Australian crayfish will remember the face of crayfish and hang out with the ones they recognize instead of unfamiliar ones whenever they have the option to choose. Tobacco hornworms, a type of caterpillar, can remember odors associated with dangers they faced even after they metamorphose into moths.

Mans Best Robot?

It looks like mans best friend, the dog, may have some competition. St. Louis University did a study at local retirement homes and found that robotic dogs were almost as good at easing the loneliness felt by the elderly residents as real dogs were. And they didn't have to be taken out for a walk.

Hibernating Fish

Did you know fish can hibernate similar to bears? The Antarctic Cod has been found to go into a hibernation-like state during the short days of the winter months, even though there is almost no change in water temperature at all. This is different from the fact that almost all fish will have a slower metabolism when water temperature decreases because they are cold blooded. No one knows why or how the Antarctic Cod does this.



Our Staff

This issue is our ninth issue. We would like to do a brief introduction so you can meet the people behind the newsletter, both new and old.

TristA - writer and founder, since Aug 2007 mother of 2 girls, homeschooler, Druid

Laura Shadley - editor and admin since Mar 2008 - mother of 3 girls 1 boy, Wiccan and Native American

Chaka - editor and admin since Mar 2008 - mother of 2 girls, 2 boys, homeschooler, Eclectic

KayBee - writer since Jan 2008 - 15 yr old writer of teen section, Taoist

K Nichols - writer, former editor since Oct 2007, Agnostic

Petra Lucas - writer since Mar 2008, volunteer children's worker, Hedgewitch

The Living Goddess' Kamuris

Sajanian an 11 year old girl retired as the living goddess, called the Kamuris, a post that has been hers since she was two. She retired her post last month, two years early, to be with her family and possibly get married. People are now on a search to find a replacement for her, it is said this will be a hard task.

It was just last year that this same Kamuris caused a stir when she came to the United States to promote the British movie "The Living Goddess". She was almost stripped of her position then, but later it was decided not to do so.

The living goddess is chosen when the girl is very young. For a girl to be a Kamuris the girl is required to pass many ritual tests and have 32 physical beauties. Once they are given the title 'Kamaris' they live in a special house and worshipped by both Hindus and Buddhist as a incarnation of the powerful deity Kali. She will hold that post until she reaches puberty where she will become normal and give her post up to be with her family. The tradition of the Kamuris is a very ancient one.

Shannon Donaldson, long time writer for Pagan Moonbeams has made a decision to leave the staff for personal reasons. She will be greatly missed!

Good Luck In Your Endeavors!

Herb & Mineral Bookmarks

The herb and mineral section of Pagan Moonbeams has expanded. Both the herb and mineral information will be presented in the form of a bookmark.

Feel free to cut them out on cardstock or laminate and use the bookmarks throughout the month as you learn the information on them. You will be surprised at how much you are learning, most adults use books to reference, but you will not need them.

Adding the symbol and it's meaning would be a great addition to your journal !

Simple Symbols

Cherry

The cherry has a split meaning depending on the view you take. In the far east the cherry is a symbol of beauty. Both cherries and the flowers they have are signs of love and happiness. In Europe the same parts of the tree are said to represent death (usually a symbolic death as in a change in lifestyle), blood, and associated with bad spirits.

It is said that if you hang two cherries that share the same stalk from your ears, you are calling to love in its purest form.

Color cherries -

http://www.abcteach.com/free/c/cherries_m.pdf

Color cherry Blossoms - <http://www.dltk-kids.com/t.asp?b=m&t=http://www.dltk-kids.com/world/japan/posters/bpostercherry.gif>

See a cherry tree slideshow -

<http://www.vancouverbnb.com/Cherry%20Blossom/CherryBlossom.htm>

Watch Kazushimura make an ink drawing of Cherry Blossoms through You Tube -

<http://www.youtube.com/watch?v=DKILaD>

Monthly Unit: Rain

Rain has been respected and revered since the beginning of time. It has been revered as a gift from the heavens and feared as a form of punishment. Rain is said to bathe the earth and is quite possibly the most relaxing sound there is.

New Research: Rain Farmers

Brent Christner, a professor of biological science and some colleagues from both Montana and France have a new bacteria they are raving about. They believe that it actually is the root of making rain and snow.

How it works:

The bacteria can be found on plants everywhere where it can multiply and grow. Wind sweeps the bacteria back into the atmosphere. In the atmosphere ice crystals form around them, water then clumps around them causing them to grow. Once precipitation happens the bacteria and it's water garden in the form of rain falls to the ground.

The rain farmer (bacteria) is yet more proof that Mother Nature is alive. More research is planned in hopes of solving drought and flooding problems in the world.

American Folklore, Proverbs and Sayings

Do some observing of your own to see if these hold any truth.

- No dew on the grass at night is a sign of rain.
- A pale rising moon portends rain the next day.
- Spiders leave their web when its going to rain
- Flowers are more fragrant before the rain
- A ring around the sun or moon means rain is coming soon.

The Rain Dance

A special ritual and dance are done by the Native Americans to bring rain when it is needed, usually during yearly dry times or in times of drought.

Clothing comprised of special items to enhance the ritual are worn; jewels (especially turquoise), patterns, goat hair in the headdress. Some would have clothes especially for this dance and would store them when not in use.

If you live near a reservation or plan on visiting one try and go when there is a rain dance scheduled (many are public). You will love the energy that is present, even if you are far from the actual dancers.

** enhance this information in a music class:
<http://ieachers.net/lessons/posts/2050.html>*

Inside a Raindrop

By: Samantha; 4th grade

Go Inside a Raindrop
Where it is dole. I see a rainbow down
The smooth side. As the rain falls,
I jump
Up and down
Inside the raindrop
As the rain falls,
I hear loud thunder.
I jump rope to calm myself down.
As I scream
I hear my loud echo answering back at me

** Copyrighted by: WITS (a poem a day)*

Soothing Rain

Use a CD or tape recorder and make your own mix of different rain sounds. Play it when you want to calm down, to cure insomnia, or to meditate with.

Monthly Unit: Rain

Before and After

The rain is a magnificent wonder in itself and a wonderful display of beauty created by Mother Nature for all to share. To completely understand the true effect the rain leaves on you it is important that you not only observe it but the preparation and after effects of it.

Before the rain comes the world will show a few signs of change as it prepares for it's upcoming bath. You might see worms crawling out of their holes in great number, some animals won't venture too far from their homes, some plants will close to protect it's insides, and many other things.

After the rain is over the earth will again amaze you as you watch it first glisten and then dry off. All that occurred before the rain will return to its natural state, some plants bloom or shine better, some animals will find nature springs to wash themselves or they will find comfort in the freshly washed vegetation. You may even see a rainbow appear in the sky.

No matter what you observe you can rest assured that it will not be the same next rain. Even though each element that makes up nature will repeat its ritual before and after the rain you can rest assured that each time you observe this happening you will see something totally different. Amazement will be the only constant.

Rainwater

Rainwater is great to use throughout the warm months. Using it will save money and be better for your plants because it has no additives or chemicals in it. There are many ways to gather rainwater. Below is an example of a way you can collect rainwater.

Take a large garbage can with a lid. Clean it out with soap and water, be sure to rinse thoroughly to get everything out of the trash can including the soap you used to wash it with.

Put the trashcan close to the downspout of the gutter. Have an adult help you adjust the downspout length and move the curve end so the water can go directly into the barrel.

Have the adult help you cut a hole into the lid of the barrel for the water to go into from the downspout. Have them put a piece of screen on the bottom side of the lid and be sure you can put the cut piece back on when you don't want to use it. This is to keep out debris and unwanted bugs like mosquitoes.

Take a small bucket and use your rainwater whenever you want to water your outdoor garden, indoor plants, or aid any other of nature's gifts. You will be amazed at how good things will grow when they receive things as nature intended.

Lightning Facts

There are a few things you might want to know about lightening especially if you plan on going out into nature's bath; the rain.

- Lightening will take the shortest route from the cloud to the ground, so it is most likely to hit higher ground unless the clouds are low.
- Lightening usually comes in a pair, the first strike will go from the ground to the cloud (it may not be seen but it will make your hair stand on end if it is close to you) and the second one is very active and produces thunder; it follows the path outlined for it.
- When you see lightening it will be followed by thunder which takes 5 seconds to travel a mile. If you count the seconds between the flash and the sound then dividing it by 5 you will know how many miles the lightening is from you.

Outside, rain wets the leaves;
White-caps on the ocean waves;
sea-foam on the shore;
Understanding is the light of mankind.

Welsh

Front Page Continued

(Continued from pg. 1)

A Beauty Bath

On the first of May rise early in the morning before the dew has evaporated from the grasses in the warm sun. Bathing your face in the dew of the May morning is said to bring beauty all year long.

The Goddess Flora



*Fair Flora! Now attend thy sportful feast,
Of which some days I with design have past;
A part in April and a part in May
Thou claim'st, and both command my tuneful lay;
And as the confines of two months are thine
To sing of both the double task be mine.*

Latin poet Ovid Fasti

The ancient Roman festival Floralia begins on April 28th and last until May 3rd. The festivities are dedicated to the Roman Goddess Flora. She is the Goddess of flowers and of Spring. Offerings of milk and honey were left in libation to seek protection for the blossoming plants. Participants of the festivities dressed in brightly colored clothes and flower garlands to imitate the vibrant colors of nature.

Setting up your Beltane Altar

The possibilities for your Beltane altar are endless. This time of year is full of life and new growth so let your imagination take flight. Below is a list of some things you might consider using for your altar.

- Baskets full of spring flowers. You can make your own baskets or use an existing one.
- Branches from the Hawthorn tree (the May tree) or branches and leaves from the Oak tree (sacred to Robin Hood) to form a Greenery background.
- Pictures of faery folk or homemade faery dolls.
- Be sure to set out a bowl of milk or cream for the faery folk at night as an offering.

Beltane Lore

Beltane is celebrated on May 1st and is based in part on the old Roman festival of Floralia. This festival was dedicated to Flora, the Goddess of Flowers.

Beltane is also the day the Romans honored the *Lares*, or household and family guardians. Altars were made for the *Lares* and wreaths were hung in the door ways to honor them.

Lilacs and hawthorns were traditionally brought into the home on May Day. Usually both plants are viewed as ill-luck bringers when brought into the home but on this day the spell is broken.

To guard your home against the magickal powers of Beltane, mark a cross in the hearth ashes with a hazel twig, or carry elder twigs three times around the house, then hang them up inside or place them outside over the door.

Do not give fire or salt away on Beltane. These were considered two of the most valuable things in ancient times and to give them away on this day would be giving away your luck.

One should sleep at home on this night due to the immense amount of magickal powers released at night. It may not be safe to venture from home on this night.

The Shining One

The Roman Celtic Soldiers claimed to see visions of a shining God before they went into battle. The God Belenus, was a deity associated with Beltane and his name means the “shining one”. There is a temple dedicated to him in Burgundy. He was asked to place his protection upon the livestock and new life. He was believed to hold healing powers, evoking the purifying effects of the Beltane fire.

Common Beltane Activities

There are so many things you can do during Beltane/May Day. Do some research to find things you like, talk to family members and friends to see what they are doing, or try some of the suggested projects/crafts below.

1. Make a wreath of flowers and let it float in moving water as a sacrifice to Mother Earth.
2. Blow bubbles and watch as the wind picks them up and carries them away. You can even make a super bubble mixture to add more fun.
3. Since this is one of the three days that the fairies can come out make them some furniture out of the twigs, pine needles, or other medium. Leave them in places where they would come in handy. A bed and chair would be great to use.
4. Camp outside to spend some time with Mother Nature. While you are there eat natural foods to connect with her.
5. Make a small fire or use a candle to jump over to represent you going to a new season or birth as well. If you have made a fire the next morning go and get one of the slightly burnt twigs and find it a home on your altar or in your house to bring good luck to it for the rest of the year.
6. Make a Beltane recipe then eat it outside and leave some offerings of your dish for nature. Be sure that the recipe does not contain ingredients that may be harmful to the critters that live with nature.
7. Start building your nature shrine. If you already have a shrine now would be a great time to tidy it up and add some new items to it.
8. If you know anyone that has a wedding or gives birth during this time be sure and make them something hand-made using items from nature or cloth. This is a special time for both occasions and your gift would add to the importance as well as bring good luck to the couple or baby.

Summer Camp Pagan style

Camp Indigo / Austin TX
Camp Mana / Hawaii
Four Quarters / Artemas, PA

The Maypole

“A smiling kiss at every turn”
A poet writing dating 1618

The maypole is a symbol of youth and fertility. Established in the 14th century, the May pole can still be seen all around the world at community celebrations and country fairs. Young women and men danced around the maypole intertwining ribbons as a symbol of youth and fertility. It also reflects the symbol of the World Tree which bridges the gap between Heaven and Earth and is shared all over the world from Nordic to Indian traditions.

Chant for Maypole

**Oh, do not tell the priest of our Art
For they would call it sin, But we shall
be in the woods all night
A-conjuring summer in
And we bring you good news
By word of mouth
For women cattle and corn
Now as the sun comes up from the south
With Oak, and Ash, and Thorn!**

Young Childs Chant for the Maypole

(Sung to the tune of “A Tisket a Tasket”)

**Weave, weave, it is our fate we weave
By choice, not chance
With love and will
It is our fate we weave**

May Flowers

Weave grass, weeds, or paper together to make a basket or holder a few days before Beltane. On the eve or morning of Beltane put some flowers in the homemade basket or holder. The flowers can be picked or made from paper. Feel free to add a poem or small note explaining that the flowers are to be put near a window inside the house for as long as possible to bring good luck to the household.

You will give May flowers to neighbors or any person that you want to give good luck to. You put the flowers and basket or holder in front of their door.

The secret is to give the May flowers when no one sees you.

Herb Focus:
Angelica



Color: Green spider like leaves with tiny white flowers

Location: Native to Northern and Eastern Europe and parts of Asia

Magickal attributes: Protection; carry root as an amulet

Planet: Venus

Element: Fire

Angelica History

This herb blooms every year on May 8th, the feast of St Michael, The Archangel. This is why it has the reputation of being an angelic plant with magickal powers of healing and protection.


Angelica is not a tree, it is a plant, though it can grow to over eight feet high.

According to legend, (European-angelica) Angelica was revealed in a dream by an angel, as a cure for the plague. All parts of the plant are against to protect against evil spirits and witchcraft.

In America it was used by the Iroquois and other tribes as Witchcraft Medicine. An infusion of smashed roots was used as a wash to remove ghosts from homes.

*** As with all natural medicinal items and purposes, be sure to check with a parent before using.*

Mineral Focus:
Opal



Color: Can be of various color, usually but not always opalescent so that it gleams with all the colors of the rainbow.

Location: South Australia, Mexico, Brazil

Chakra: Crown Chakra

Element: All elements

Healing Properties: It stimulates the glands and regulates the acids and enzymes in the metabolism.

Magickal Properties: Opal has a wonderful effect on the psyche. It has a soothing effect on the broken heart and restoring inner harmony.

Care: The opal must not be used with other stones. Do not come in contact with makeup, soap, or perfume or it will lose its luster. Soak frequently in water for half an hour. Do not recharge in the sun but among rock crystals.

Opal Beauty Spell

Empower opal with the following chant:

Inner splendor, shine right through,
Radiate my beauty, true.

Rub the stone over your body each day for six consecutive days, carry the stone with you.

*** Crystal Healing is an acquired art and shouldn't be practiced without parental permission and/or guidance.*

Correspondence Journal

Times of the Day

We all feel more energy at different times of the day and this can help us when we are doing rituals. When you get up in the morning, do you feel wide awake or do you want to go back to bed?

Below are the kinds of rituals you can do at certain times of the day to help them be more successful. Copy these into your journal and talk about them with your parents.

Sunrise: purification, studying, healing diseases

Noon: Everything you can do at sunrise and protection, money and courage.

Sunset: Banishing, removing negativity

Example: Elspeth's Protection Ritual

Elspeth wants to do a protection ritual. She looks in her journal to see when would be the best time of day.

She finds out that Noon is the best time. Lunch is at 1p.m. so she will have time to do her ritual before lunch. She gathers her tools and, with her Mum, gets ready to do her ritual just before lunch.

Elspeth and her Mum believe that the ritual went very well thanks to doing it at the right time.

When do you feel most awake?

When you wake up?
After lunch?

Make a note of when you feel awake and tired and think about how this might help your rituals.



Teens

Do some research to find your own correspondences. These correspondences are just things that work best at given times. Work out what times are best for you.

What are your family traditions at those times of day?

Colour in the pictures and write down how you feel at these times!



Sunrise



Noon



Sunset



Night-time

The Bard's Story Tyme

1

Gaia's Offering Storybook

Download, print, and assemble the book
http://paganmoonbeams.com/offerings/Gaias_Offering.pdf

Plan a nice day to do Story Tyme.

You will need:

A picnic lunch

A camera

The book

Be sure and plan to go before sunrise.

2

A Visit to the Woods

Both adult and child, head to a clearing in the woods to watch the sun rise. Be sure to take your camera and the lunch you packed. Take pictures of things that you find or see waking up and make mental notes of the things seen but you don't take pictures of. This activity will resemble the one in the book.

When done watching things come alive head into the woods and observe it, just as they did in the book. You may also want to attempt feeling the energy from any object that you see, minus the animals which are meant to be watched and not disturbed. If you are able to feel the energy or connect to anything you tried to, be sure to snap a picture before leaving the area of both you and what you connected with.

If you find something to eat with them, it would add to the experience and I am sure it would be nice.

While there be sure to gather Gaia's offerings from the woods. Be sure to remember that an offering never has to be pulled or picked, it will be found laying on the ground already, preferably already dried out.

A list of suggested gatherings would be (careful to only get small items that will fit in a small bowl):

- Pieces of bark
- Moss
- Lichens
- Dried up, neat shaped leaves
- Seed pods
- Twigs
- Pine needles
- Cones (cedar, pine, spruce)
- Hard non-edible berries
- Acorns or other nut

3

Making Natural Potpourri

Be sure the items that were collected from the woods do not have small hitch hikers and brush off sand from them.

Put the items in a small bowl and put some drops of scented oil on them. Pick the scent if there are several already at your house or you could get a more natural one (like a tree scent) to use.

This would be a great addition to your altar and bring a special feeling of nature being with you.

*** for future references you can make this potpourri with live things that still have scent or dry out items before using it in the mix.*

4

Offerings to Mother Earth

Now that you have seen the spirits that care for Gaia, it is time for you to take care of her and give her an offering. You will take another trip to the woods, but this time you will be helping Mother Nature by leaving her offerings.

Gather some or all of the following items for this trip into the woods:

- Container of water—as large as you can get
- Small amount of fertilizer (sometimes this is added to water, be sure this is separate from the other water)
- One or more of the following; old rags, strips of material or old clothing, kite string or flax
- Pocket or butter knife (this needs to stay with the adult accompanying you or make sure it is okay for you to carry before getting it)
- Old toothbrush
- Trash bags

*** put these items into backpacks for easy carrying.*

Look for problems in the woods this time and do your best to help them. Below are a few idea's for that.

- Leave a small offering of water to those things that need it. If something needs a lot you may want to consider coming back later.
- For torn or injured trees wrap cloth around it, the dressings will act as a band-aid and allow it to heal
- Damaging vines or other parasites that are hurting the tree or plant can be cut away
- Small damaging fungus' and growing things can be removed by lightly using a toothbrush.
- Gather human trash in trash bags, nature recycles it's own trash.

As Pagans we should appreciate Mother Earth or Gaia on a daily basis. A special day; April 22 this year, is set aside to celebrate and given the name of Earth Day. People all over the world will come together to show thanks and spread awareness of ways to help and aid the earth. Each and every Pagan should shine during this day along with the rest of the world; it could possibly be the only day in the year that all prejudice is set aside and everyone comes together for a single purpose.

World Celebrations

Although there are way too many happenings to list in one newsletter; here is a short list showing how many countries will be celebrating Earth Day this year:

- Alaska - a triathlon will be held to raise money to better the environment.
- Canada - a large scale coastal clean-up will be held in hopes of people becoming more earth friendly in the future as they are aware of the problems they create.
- US - many different celebrations are planned to educate the people about how the earth is hurting and what they can do to help it.
- Mexico - a large celebration titled "Wake up to the planetary conscience" to educate people is planned.
- Jamaica - contests are taking place for essays, posters, and photography to raise awareness of the situation.
- Somalia - tree planting and information about earth heating through the media are both planned.
- Spain - large scale community celebration is planned.
- Vietnam - Dive into Earth Day celebration to raise awareness and show ways to aid the environment.
- Japan - a large cycling event to enhance awareness of the dangers of driving vehicles and the effect it has on the environment.
- Indonesia - Earth Day Everyday is the title of the large celebration to be held.

Join some worthy causes and groups helping the earth everyday. Although there are many, here are some you may want to check out.

roots&shoots



Book Recommendation

Bringing the Rain to Kapiti Plain by *Verna Aardema* : Ages 4-8

Didgeridoo Meditation Dedication

The Didgeridoo meditation is a great way to show support for the earth. You can join the rest of the world in a worldwide meditation by providing 45 minutes of music followed by 15 minutes of silence. It is preferred that you perform your meditation outdoors at exactly sunset on four spokes of the Wheel of the Year; the solstice's and equinoxes.

You can use any type of instrument and sheet music, however, the event first starts in New Zealand using the Didgeridoo. The didgeridoo is an instrument widely played by the aborigines, who are one of the few still living naturally. Their instrument is symbolic of the nature.

Learn more & Vow to this meditation circle:
http://www.didjshop.com/shop1/didgeridoo_meditation.html#Structure

Kewl Kid Websites to check out

List comprised of sites for all ages and presented in no particular order.

- Children of the Earth United - <http://www.childrenoftheearth.org/>
- EPA - <http://www.epa.gov/kids/>
- ZOOM (the Greens) - <http://pbskids.org/zoom/activities/greens/>
- EEK - <http://www.dnr.state.wi.us/EEK/>
- KSE - <http://www.kidsforsavingearth.org/programs.html>
- Planet Pals - <http://www.planetpals.com/>
- Captain Planet Games - <http://www.captainplanetfdn.org/planeteeerpack.html>
- Carly's Kids Corner - <http://www.arborday.org/kids/carly/index.cfm>
- Eco Kids - <http://www.ecokids.ca/pub/index.cfm>
- Kids4Earth - <http://www.kids4earth.org/>



Flower Pot Cupcakes

- One box of ice cream cones
 - Cake mix (any flavor) Wooden skewers
 - Chocolate frosting Cup cake pan
 - Oreo cookies
 - Gumdrops
 - Butter cookies
- Fill ice cream cones 3/4 of the way full with prepared cake mix and stand them up in the cup cake pan. Bake according to the package cup-cake-baking directions. Once they have cooled, ice them with the chocolate frosting. Crush up the Oreo cookies and sprinkle the crumbs over the frosting, about one cookie per cupcake.
- To make each flower, put one gumdrop, a butter cookie, and then another gumdrop onto the skewer. Insert the flowers into the cupcake pot. Enjoy your delicious dirt!

Paper Trees

Materials

- Three sheets of paper
- Tape
- Child safety scissors
- Poster paint
- Paintbrushes

1. Roll three sheets of paper length wise into a tube. (Be sure you do not roll it to tight.) Then, tape the tube together.
2. Then use the scissors to cut slits one inch apart and four inches deep all the way around the tube.
3. Gently pull up on an inside fringe, until the branches of a tree appear.
4. Use poster paint to paint your tree.

You can cut out flowers and or fruit to add to the branches of your tree!

A Chant to Honor the Trees

Trees are very important to Witches, and indeed important to us all. They are the lungs of the earth, purifying the very air we breathe as they shade us and protect us. When the nights and days are balanced and halved, the ancient Oaks sprout life anew. Limbs of buds and leaves reach out. Collecting the breath of the morning dew. Summer will come and the Winter winds, turning and turning leaves on their stems. Then they must fall, but now in the spring the twig is bound, and the Bud remains. Hang the leaf from the sturdy limb of the Oak, Maple, Ash, or Elm.

Praise the Oak God, the tree is him!
Thus will the trees live long and well.

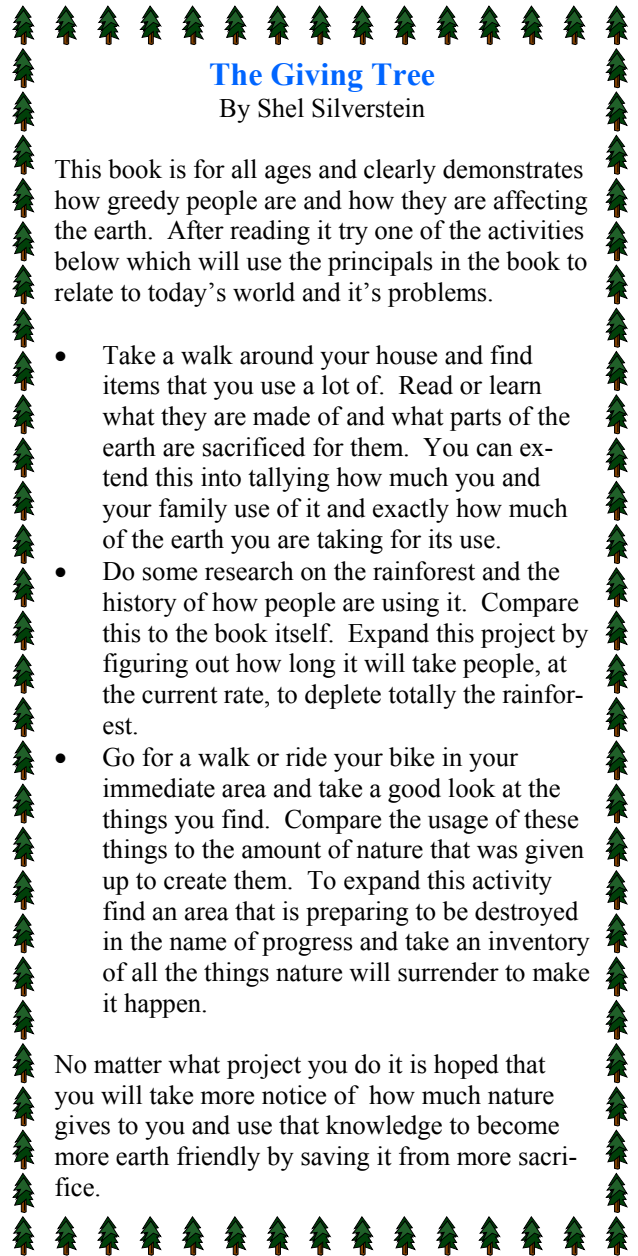
The Giving Tree

By Shel Silverstein

This book is for all ages and clearly demonstrates how greedy people are and how they are affecting the earth. After reading it try one of the activities below which will use the principals in the book to relate to today's world and it's problems.

- Take a walk around your house and find items that you use a lot of. Read or learn what they are made of and what parts of the earth are sacrificed for them. You can extend this into tallying how much you and your family use of it and exactly how much of the earth you are taking for its use.
- Do some research on the rainforest and the history of how people are using it. Compare this to the book itself. Expand this project by figuring out how long it will take people, at the current rate, to deplete totally the rainforest.
- Go for a walk or ride your bike in your immediate area and take a good look at the things you find. Compare the usage of these things to the amount of nature that was given up to create them. To expand this activity find an area that is preparing to be destroyed in the name of progress and take an inventory of all the things nature will surrender to make it happen.

No matter what project you do it is hoped that you will take more notice of how much nature gives to you and use that knowledge to become more earth friendly by saving it from more sacrifice.



Tree Wisdom: Walnut

There are over 20 different species of Walnut. One form of the Walnut is the fastest growing tree native to north and south America, southeast Europe, and southeast Asia. Another form is native to Iran and China and has been in the Mediterranean, but, this form grows slow and for many years (some up to 100ft).



Walnut Tree

Walnut Uses

- Food
- Romans used to make wine
- Make hair dye
- Cloth dye from unripe nuts
- Husks made a dye by many tribes
- Anti-wrinkle ingredient in cosmetic skin creams and moisturizers
- Chinese use as medicine for many things
- Chewing walnuts slowly each day relieves sore throats and cold symptoms

Wood Uses

- Valuable cabinet-making
- Furniture by Native American tribes
- Construction of dome-shaped lodges by Apache
- Decorative carvings made by Tsalagi
- Roots boiled to make blue-black dye for buffalo hides
- Widely used for waterwheels, especially before the Industrial Revolution

Historical Shorts

- The Roman goddess of fruit trees was worshipped by the Roman's who would bury a coin under the tree.
- Assyrian's used the Walnut to make wooden tablets.



Quick Facts

Powers/Attributes: change, fertility, healing, inspiration, new perspectives, protection, wealth

Elements: air, fire

Goddesses: Aphrodite, Artemis, Astarte, Carmenta, Carya, Diana, Pomona, Rhea

Gods: Apollo, Jupiter, Thor, Vishnu, Zeus

Meditation: change, inspiration, new perspectives

Shaman Connection: eagle

Zodiac: Gemini, Leo, Virgo

Gemstones: turquoise, blue topaz, sardonyx

Spell work & Ritual: rituals and meditations that deal with life transitions, of initiation, or weather magic



The Goddess: Carya

The Greek Carya is one of the three daughters of Dion, a Lacedaemonian King. Apollo granted the king's wish and gave the gift of prophecy on the king's daughters. Carya died and the god Dionysus changed her into a walnut tree.

The sad news of Carya's death was announced by the goddess Artemis, and a temple was dedicated to Artemis Caryatis. The walnut columns in the temple were carved into female statues that were named caryatids (after the nymphs of this tree).

The new residents, the Romans, came to call the goddess of the walnut Carmenta meaning oracle. The tree was then used in oracles and divination. Carmenta had a son by Hermes, called Evander and together they brought the gift of the alphabet and writing.

Magic Mask of Animals

Ancient Egypt's Frog Connection

The ancient Egyptians believed in the goddess Heket who had a frog head and a human body. Heket, the daughter of Ra and sometimes called the 'eye of Ra', was the goddess of childbirth and protector of the dead.

It was believed that many frog goddess' were born each year when the Nile flooded. These frogs were a sign of rebirth and change. An amulet of a frog goddess was worn by women as they began the process of giving birth to new life.

When the Christians were attempting to overpower Egypt it is said that they went against the deities first. The first plague attacked the Nile River by turning it to blood. The water contamination killed all that lived in it except for the frogs who jumped out in large numbers. The frogs showing themselves gave comfort to the Egyptians and seems had upset the Christians. This was a result in the second plague was to be that of frogs.



Some Australian aborigines and Native American's believe the it is the frog that brings rain.



In Japan frogs are a symbol of good luck

The Navaho and the Frog

The Navaho believe that frogs were once people that planted and lived off of corn. Frogs can be found in their art, especially sand paintings. Frogs in a plus sign represents the four cardinal directions, each with a different color to symbolize masculine and feminine powers. A frog with a bar below it is the sign of protection.

The Wisdom of the Frog

Save your energy and grow strong facing the world; this way you will be able to influence the events when opportunity comes. Transformation comes through adaptation and the cleansing of energy wasted.

Frog divination

Looking at the first frog in spring you can determine the type of year you will have.

- Sitting on dry land - you will cry many tears in the year, enough to make the frog swim away.
- Jumps in the water - you will have misfortune the whole year
- Jumps towards you - you will have many friends
- Jumps away from you - you will loose friends

Amazing Frog Traits

Male & Female energy is shown as it transforms from the egg (female) to the tadpole (male) to the frog (female). Holding both energies is sacred in itself.

Adaptation to any environment is shown by the frog and stands above most others. The frog can be survive all nature's dangers from predators to natural disasters.



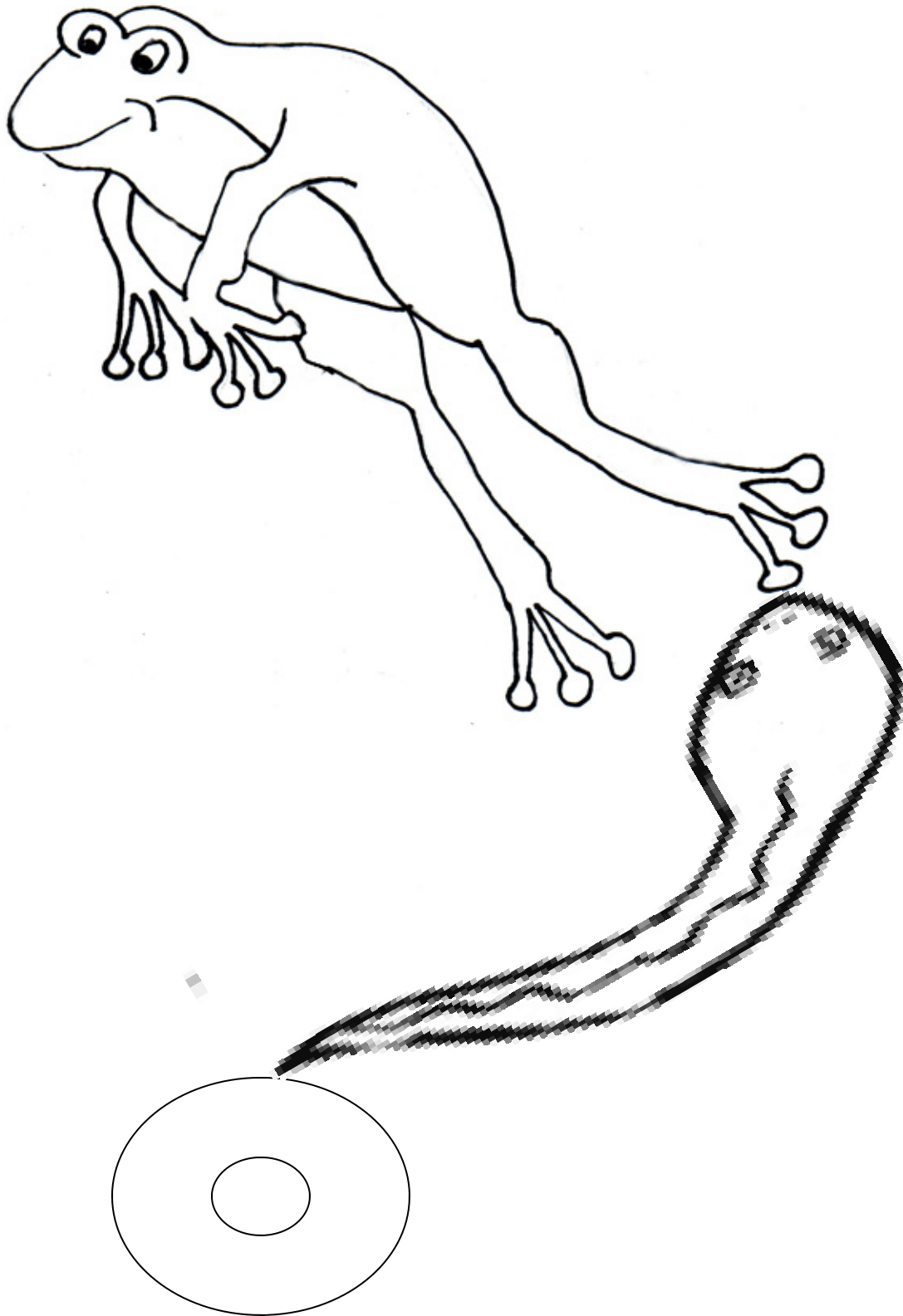
In Mexico and southeast Asia the croaking of the frog represents a great connection with nature itself by singing in the rain.

Some Native Americans believe that the frog is a guardian symbol and will make noise to warn of dangers coming



Frog Dream Guide

- Catching Frogs - watching after your health
- Frogs in Grass - you will confide in a pleasant friend
- In Low Marshes - trouble coming but overcome it with the help of others
- Hear Frogs- you will visit friends and it will end in goodness for you



The frog transforms throughout life, in the different stages it represents different energies:
both male and female.

Churning the Elements

As Pagans we acknowledge the Elements as the very building blocks of our existence. They are the substances of which everything is created. It is important to understand and harmonize with the working elements in order to live in balance with the higher power.



Earth Correspondences

Direction : North

Time : Midnight

Season : Winter

Tools : Pentacle/Pentagram salt, gems, stones

Sense : Touch

Gemstone : Rock crystal, salt

Plants : Comfrey, grains, ivy, barley, oats, corn, rice, wheat, rye

Trees : Oak

Animals : Cow, or bull, bison, snakes (earth dwelling), stag

Spirits : Gnomes, Dwarfs, and Trolls

Ruled by : King Ghob

Goddess : Ceres, Demeter, Persephone, Rhea, Rhiannon

God : Adonis, Athos, Cernunnos, Dionysus, Pan, Tammuz



The Element Earth... Where would we be with out the element Earth. Sometimes we take for granted the things that are most valuable to us. With out the element Earth the planet as we know it would not exist. No Earth means no plants which means no oxygen. No oxygen means no life or at least not life as we know it now. It is very important that we connect to the element Earth and take pride in caring for its make up.

Churning the Elements....Continued

Experiments To Connect With The Element Of Earth

- Mud squishing between your toes.
- The feel of dirt on your hands when you are planting flowers.
- An earth worm wiggling in your hand.
- The smell of fresh cut grass.
- The shade of a huge oak tree touching your face.
- A squirrel climbing a tree.

Experiments With Earth

Make a wish - Take a small piece of paper and write your wish on it. Plant it with a new spouting plant, flower or vegetable, and wait for it to grow. As it grows so will your wish come true.



What do you see? The next time you are driving through an area where the road cuts deep into the rock formations, like in Arizona, look closely at the different layers of the rock. What do you see with in the layers of the rock?

How does it feel? Go outside and sit beneath a large tree. Lean your back against the it and feel the energy the tree is releasing. Take off your shoes and dig your toes into the dirt or grass. Feel the rhythm of the earth beneath your feet.



The English Path

Touch of Vocabulary/Spelling

Use the following list for spelling and vocabulary as needed.

1. **Chant** - Repetition of a magickal phrases, syllables, or words to make a comfortable effect
2. **Eclectic** - when a person mixes parts of different religions to follow within the Pagan realm
3. **Handparting** - a separation or divorce by cutting the binds between the two people involved
4. **Initiate** - a person in the first stages of entry into a group or coven
5. **Omen** - a sudden happening that is believed to be a sign of good or evil.
6. **Rede** - a rule or law
7. **Sigil** - a magickal seal or glyph
8. **Telepathy** - unspoken communication between two minds
9. **Uncasting** - opening of a circle at the end of a ritual.
10. **Wort** - an ancient word for herb

Writing Assignment

Spend the month working on one writing assignment. Adjust this assignment to fit your level; practice writing the answer until it is neat and has no errors, give a verbal presentation with your answer, write an essay or what ever fits your level.

What is your favorite part of being a Pagan?

An unknown author thought of what Peace meant. He or she then wrote a poem explaining the view that was created.

Creative Corner

Peace

There once was a King who offered a prize to the artist who would pain the best picture of peace. Many artists tried. The King looked at all the pictures, but there were only two he really liked and he had to choose between them.

One picture was of a calm lake. The lake was a perfect mirror, for peaceful towering mountains were all around it. Overhead was a blue sky with fluffy white cloud. All who saw this picture thought it was a perfect picture of peace.

The other picture had mountains, too. But these were rugged and bare. Above was an angry sky from which rain fell, and in which lightening played. Down the side of the mountain tumbled a foaming waterfall. This did not look peaceful at all. But when the King looked, he saw behind the waterfall a tiny bush growing in a crack in the rock. In the bush a mother bird had built her nest. There, in the midst of the rush of angry water, sat the mother bird on her nest.

The King chose the second picture as the winner. "Because," explained the King, "peace does not mean to be in a place where there is no noise, trouble, or hard work. Peace means to be in the midst of all those things and still be calm in your heart. That is the real meaning of peace."

Search in yourself and display something that represents peace to you in a poem, picture, or other creative form.

Word Play

Magic and Magick are words which may cause confusion to people. Here explains why:

Magic can be described as an illusion or an art form that is done to create a desired effect. This can mean the magician or the Pagan, the definition covers both types of magic.

Magick was a word that was used in place of magic in the past. The word wasn't used much and quickly left daily vocabulary. Aleister Crowley, in an effort to separate the two meanings decided to add the k back to magic when referring to mystical type magic.

Today using either word is common practice, depending on one's path or personal preference..

Pagan People

Isaac Bonewits

The Interview

Learn a little about Isaac and get some advice from him as well.

How long have you been a Pagan and what path do you follow?

I've been a Pagan since 1968, so that's forty years. I follow several paths, including Druidism, Wicca, Asatru, and Santeria/Voodoo. One of the advantages of being a polytheist (believer in many deities) is that I can follow more than one path.

Were you raised in a Pagan home?

I was raised Roman Catholic and left the church when I was 13.

Do you teach your children about Paganism?

My son was raised Wiccan And Druid. Today, at 18, he is a proud Pagan.

What inspired you to contribute to the Pagan world in the way you have?

I'm inspired by (1) a sense of urgency about the need to save Mother Earth from the destruction that humans are causing; (2) a sense of outrage at the lies and mistakes that are told about Pagans; and (3) a sense of humor about how silly people can get about their religions.

What is your favorite Pagan holiday and how do you celebrate it?

Samhain/Halloween! We decorate the whole house with skeletons and bats. We do rituals to honor the ancestors. We stay home on Halloween evening and hand out lots of candy!

What advice or message would you tell today's Pagan kids?

Don't get discouraged when you think you are the only kid like you — there are hundreds of thousands! Learn how to think for yourself and never do anything that makes you feel creepy, no matter who tells you to. If you think someone has all the answers, you aren't asking the right questions.

Philip Emmons Isaac Bonewits commonly known as Isaac Bonewits can be considered one of the most influential men of today's Paganism. He is known not only for his leadership in modern Druidry, but also for songs, books, and being an activist leader in various causes. He has helped the Pagan community in many ways, and continues to offer his assistance to it. He can be admired for being a true Pagan by dedicating his life to Mother Nature and doing all he can to protect and save her.

Research Questions

What Druid fellowship did he start with Shenain Bell?

What is the name of the league Isaac started for minority religions to bond together and use legal resources to fight discrimination and harassment?

What is the name of the recent school he and his wife, Phaedra started in conjunction with Witch School?

How many books has Isaac wrote as a contribution to educate or guide Pagan's on their religious journey?

List at least three religious groups or organizations that Isaac has been a member of.

What states have benefitted in one way or another from Isaac's Pagan touch?

Isaac Bonewits














































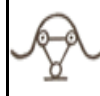








Symbol Sudoku

Native American Gods and Spirits

The symbols of the month are listed to the side of the Sudoku puzzle. Make your own flash cards or artistic designs using them within the month to aid you in remembering them.

Answers on pg. 39

<p>Good Spirit of the Blue Sky</p> 	
 <p>Weather Spirit - Takonk-wumu</p>	
<p>Spirit of the Grass—Wo-He-Wu</p> 	
 <p>Great Spirit—Manito</p>	
<p>Spirit of Evil</p> 	
 <p>Bad Spirit of the Dark Sky</p>	
<p>God of fire, dawn, & air—Mana-Bozho</p> 	
 <p>God Storm & Thunder—Animiki</p>	
<p>Mediator between man & Creator—Yei-</p> 	

Expand The Puzzle

Do some research on the individual symbols or meanings of the symbols. Find out which tribe or Native American religion of today uses the symbols. Learn about the gods and spirits they represent and how people have and still do show respect and/or worship them.

Celtic Corner

Ancient Celtic Religions

The Celtic lands have a strong Pagan religious past. There is a base of almost any of the modern day religions found in this magickal area. Take a look at some of those religions below:

- **Idol Worship** - Sacrifices, prayers, and general respect would be given to the image of a god or goddess. Idols could be found in individual homes as well as large areas in the towns, cities, and villages.
- **Serpent Faith** - It is amazing to know that even though there aren't any snakes in the land today, it was crawling with them in the past. Ridding the land of snakes has many versions and all are connected with one religion or another. Throughout time and even today there are many symbols and signs left over from this early religion.
- **Sun-worship** - This type of worship, which probably came after more primitive forms, was dedicated to nature. It was believed that the sun, because of its location and effect on the world that we live in, was in charge of everything. The idea of sun worship is actually present in over 87% of religions today.
- **Fire-worship** - In ancient times fire showed many faces; it fueled the sun, it would reach to the heavens from the ground, it was useful, it was destructive. These were the essential traits for a deity and this physical item was worshiped for many years. To this day fire exists as a flame within most religions and accompanies rituals and ceremonies alike.
- **Stone-worship** - Unlike idol worship stone worship put belief into an unshaped stone. They were and are located in many different parts of the land and each stands for something sacred. The stones themselves were not considered a deity, but instead a force.
- **Animal-worship** - Respect, symbolism, spiritually connecting to, following, dreaming, and observing/using for divination are all characteristics of animal worship. Portions of this religion can be found today, especially in the long surviving Pagan religions. Totems, talismans, and charms can be found on Pagan and non-Pagans alike.
- **Well-worship** - Water was of great importance both physically (for drinking, bathing, etc.) and spiritually (symbol of birth, life, etc.). Wells were abundant in the land of the ancient Celtic world, and they were admired and held with great respect. Certain wells were given names and purposes (well of blessings, well of cursing, etc.). People would go to them to pray, give offerings, and connect with the life giving power that they contained.

Do you see traces of these early religions within your own belief system? Recognizing them can only strengthen your Celtic bond.

Ancient Celtic People; Britons

The Britons were the early Celtic people that lived in south Britain when the Romans invaded the British Isles.

The Celtic Tongue

Rain



Irish: sion
Old Irish: sin
Welsh: hin
Cornish: glaw
Breton: hynon

Epigrams

Epigrams are short poems of a few lines in which one idea or image is given. They are carefully picked so that the words are short in number but the idea is thrown with great impact.

You will find Epigrams throughout most of history and sometimes even stolen from other cultures. This is done so much that many epigrams are hard to determine the author, culture, or time of its origin.

The epigrams of the Celts not only show the intended purpose, it gives insight into the Celtic culture of past and present. Read a few popular epigrams of the past and compare the differences in Irish and Welsh epigrams.

Old Age and Death

Welsh—Robert ap Gwilym Ddu; 1767-1850

I must travel through feebleness on the same road as my fathers—the weary tedious house draw near me, and the long night.

Life's Uncertainty

Irish—Unknown Author; ninth century

Whether morning, whether evening, whether by land or by sea, through I know I shall die, alas, I know not when.

Winter Has Come

Irish—author unknown; ninth century

Winter has come with scarcity, lakes have flooded their sides, frost crumbles the leaves, the merry wave begins to mutter.

Thick Snow

Welsh—Huw Morus; 1622 - 1709

A thick cloak as high as the houses in the glen, an aerial tallow freezing the valley, a crop of frost up the Berwyn, a covering like white sale.

THE TEEN SECTION

By: Kay Bee

Vegetarian Recipe

Sweet-Sour Mushrooms

Ingredients:

- 1 Pound fresh mushrooms
- 2 tablespoons olive oil
- 1 Tablespoon lemon juice
- 3 Tablespoon sugar
- 1/2 Teaspoon salt
- 1/4 cup white vinegar
- 2 tablespoons water

1. Rinse fresh mushrooms in cold water; trim stem ends; cut large ones in half or quarters; leave small ones whole.
2. Sauté in olive oil in large frying pan, stirring often and turning to coat with oil, 3 to 4 minutes; sprinkle lemon juice over; spoon into medium-sized.
3. Heat sugar, salt, vinegar and water to boiling in same frying pan; pour over mushrooms; cover; chill.



Simple Happy Tip

Every day take a 30-minute walk and explore a new place.



Omens

When bees buzz around your ear,
There really isn't a reason to fear.
There's fortune to be found,
Open your eyes and take a look
around!

QUOTE

"The victor will never be asked if he told the truth"

-Adolf Hitler

THE TEEN SECTION

By: Kay Bee

FENG SHUI TIP

Never put the back of a chair or bed towards a window or door.



CONTACT ME

@

kaybee@paganmoonbeams.com

Depression is...

At times one can become depressed for a period of time due to weather changes, social affairs, or chemical imbalances.

It's not a great thing to have, though many people suffer from it. Almost everyone goes through depression once or more times in their life. It is very common and something that medication is often prescribed for. Medication isn't the only solution regardless of what your physician or pharmacist says. There are many ways of dealing with depression and medication is merely one way.




Some ways to conquer depression is...

- To go out and do something with friends, such as joining a group or club.
- To make a list of all the things that you are upset about and try to find solutions
- To just vent your feelings
- To just simply find a way to get out of your home
- To start a creative, expressive hobby, such as art, music, poetry, or anything that you feel like you could express your emotions freely
- To try something new and adventurous
- To speak to a counselor or a trusted person

SYMPTOMS

- Sadness throughout the day
- Loss of interest
- Feeling worthless
- Thoughts of suicide
- Indecisiveness
- Fatigue or lack of energy
- Sleeping too much or too little
- Change in appetite or weight
- Trouble concentrating
- Aches and pains
- Restlessness
- Inappropriate feelings of guilt



The
Car
Tail

THE TEEN SECTION

By: Kay Bee

MUSIC LIST

Moonstruck
Triskalia
DJ Rain



Book of the Month

Cut

By: Patricia McCormick

This book is about a young girl who suffers from depression and has a cutting problem. The book goes through all the stages of her recovery at an institution designed to help troubled young teens.

AGES


This book would be best for ages 14+. It contains a lot about teenage life and teens would benefit and relate most.

RIDDLE

What can run but never walk;
Has a mouth but can never talk;
Has a head but never weeps;
Has a bed but never sleeps?

The answer is at the bottom of Page 25.

RED
WHITE
GREEN
PURPLE
YELLOW
BLACK
ORANGE
BLUE
GRAY
PINK



~ONLY ONE EARTH~

Aluminum Cans

Metal comes from the earth, and we need the aluminum for cars, airplanes, etc. There is only so much aluminum in the ground to use and we won't have much left if we keep having to dig it up. (cans, pie pans, clean aluminum foil, frozen food trays). Recycling aluminum foil also helps restore energy.

What you can do:

Recycle or wash out the aluminum and store them in a box until recycling day. If you find some on the ground outside of your home, you should take care to recycle it.

MESSAGE

Hey,
Well, last month nobody sent any text in. I hope to hear some because I know that there are a lot of great ideas that haven't been written down. Please send in some poetry, stories, riddles, etc. I am going to continue expanding the teen section so you should also send in some ideas about what I could add, or what you would like to see.

Peace,
KayBee

WHAT I'VE LEARNED

I've learned that it takes years to build trust, but only seconds to destroy it.

THE TEEN SECTION

By: Kay Bee

The 4 Types of Dreams



DREAMING

A succession of images, thoughts, or emotions passing through the mind while asleep. (Dictionary.com)

Wakeful Brain activity.
(Wikipedia.com)

A state of mind marked by abstraction or release from reality. (Merriam-Webster.com)

As you can see there are many different definitions of what a dream really is. Nobody knows for sure what or why it happens. There have been connections to Rapid Eye-Movement (REM) during sleep, where brain waves are more active. Dreams can tell you a lot about your life, your conscious and unconscious mind, your thoughts and ideas, and your spirituality.

The House Cleaning Dream—

The house cleaning dream is a type of dream that simply prepares you for the next day by calming you down from previous events. You are usually outside of these dreams.

Ex: If you ran a long marathon a whole weekend long, then you might dream of a race.

The Mechanical Dream

The mechanical dream is a problem-solving dream. It is your mind trying to find solutions to your problems. They are very short but will offer much insight. Many famous people thought about their problems right before they went to bed to find solution. The answers are usually symbolic and vague in your dreams but will come naturally.

The Psychological Dream

Psychological dreams are far more common. They can be long, short, puns, symbolic, or in straight plain language. They are the dreams that are connecting to your inner self; the mind that you've hidden away. Usually these are to just connect with the thoughts and ideas that you try to ignore and they help you confront them.

Ex: Falling without a parachute could mean having no support in your life.

The Spiritual Dream

The spiritual dream is the highest dream level. These are the dreams that offer insight to what is to come (symbolic or not) and the ones that offer reality. When you wake up from these dreams, you usually don't remember them until the time comes where they're handy.

Lucid Dreaming

Have you seen TV show episodes where one of the characters was able to realize that they were dreaming, and they controlled it? That is what's called "lucid dreaming". Not many people get the opportunity to dream lucidly, but some can do it when desired. Even though it may have happened to you once or twice, it takes much practice to do it willfully. When lucid dreaming, you may realize that you are dreaming or you might just make the connection that you can say what will happen next. (ex: sitting in a car and making traffic lights turn red and green, knowing that you are the one causing it.) Waking up can be very hard though, because sleeping is a time to rest your mind and lucid dreaming takes the little energy you have left at the end of the day. So you will wake up in the same state you slept in.

Dream Poem-Sarojini Naidu

Once in the dream of a night I
stood

Lone in the light of a magical
wood,

Soul-deep in visions that poppy-
like sprang;

And spirits of Truth were the birds
that sang,

And spirits of Love were the stars
that glowed,

And spirits of Peace were the
streams that flowed

In the magical wood in the land of
sleep.

Answer to Riddle on Pg. 24: A River

Pagan Debate

Each month Pagan Moonbeams will present a debate question for readers. Read all the information on the event or subject, follow the story (if there is one), and decide how you feel about it. Decide whether you would be on the Affirmative or Negative team and answer the questions that are provided in support of the team you are on. Feel free to send in your answers to Paganmoonbeams@yahoo.com to be posted next month to share with other readers (only your first name and age will be posted).



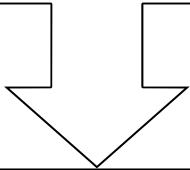
Religions of the World Demonstration

The Protect Religions Organization is planning a demonstration and parade for a couple days in April around the theme of Preservations of the World.

For information see their site:

http://protectreligions.org/index.php?option=com_content&task=view&id=17&Itemid

Try designing a flag to represent the religions of the world. Use colored pencils to decorate it. Be sure to make a small card or list beside the flag what each item on it represents.



Debate Questions (limit one paragraph per question):

- Will this event be a positive step for the Pagan religion as a whole?
- What is the true purpose of the parade and demonstration?
- What is the strongest point in your view of this topic?
- Is the timing of the demonstration appropriate?
- Will this action appropriately represent its purpose?

A large, empty rectangular box with a black border, intended for students to draw their flag design or provide their answers to the debate questions.A large, empty rectangular box with a black border, intended for students to draw their flag design or provide their answers to the debate questions.

Faith Focus: Romuva

Romuva is one of the oldest Pagan religions and has no roots or connection with any other Pagan religion. There is no person accredited to starting Romuva, which has its roots and is still alive today in Lithuania. Romuva is grounded in traditional Lithuanian culture and myths which are passed down verbally, there is no written scripture for members to follow. Romuvas can be found in many places in the world today, most attend a summer camp which is held each year where traditional Lithuanian culture is shown and taught.

The Fire Ritual

The fire ritual is the largest and most important celebration in the Romuva religion. Fire rituals are held during special ceremonies and celebrations other than scheduled holidays. Follow along how the fire ritual is done below.

1. The altar (aukuras) is set up in the middle of a sacred place, usually outdoors, sometimes in a temple
2. As everyone gathers for the event they wash their hands and feet.
3. A group of people sing Daina's (traditional spiritual hymns) while the fire is lit and the ritual progresses.
4. Leaders make offerings of food, drink, and flowers to the fire and
5. dainias are sung.

Starting at age 7 all Romuva followers must pray 5 times each day washing afterwards.

It is very important to always be clean!

Romuva Basics

- Today's religion is a name for the basic daily life of those of the past
- The religion is seen and passed through use of song, dance, plays, and other creative expressions
- Seek out Spiritual Awakenings, remember these are spiritual experiences that are different for each person
- Seek inner peace for yourself, your family, and those around you using the methods found within the religion
- Everything is sacred; life (all nature) and deities, and can be found everywhere around us
- Tolerate all religions around you and do not treat those who follow them differently.

Romuva Religion Symbol

Draw a line from the box to the part of the symbol it talks about.

Reads ROMVUE Which means sanctuary



Represent the ritual offering fire

Represent the 3 tiers

- The Living / Present
- The Dead / Past
- The Coming World / Future

Romuva Holidays & Celebrations

- New life by baby naming ceremony
- 3-day wedding festival
- Funeral Celebrations
- Winter Solstice/New Years (Dec 25)
- Midwinter (end Jan)
- Winter Leaving (Mar 1)
- Spring Solstice
- First Fruits Sow
- First Grain Sow
- Summer Solstice
- Rye Harvest Concludes (late Summer)
- Winter Rye Planting Concludes
- The Dead (month of Oct)
- Winter Solstice Eve

God of the Month : Perkunas

Perkunas is one of the most highly regarded gods of the ancient Baltic peoples. He can be found in many songs, legends and fairy tales; this is where most of the information about him is found. Perkunas is the god that represents the creative forces among the top triad of Baltic gods. Scattered in the resources we can find on Perkunas, having sons that change in number to represent numbers of importance to everyone; from four (the cardinal directions) to seven (the days of the week). The evidence from spiritual to common day is evidence of an important God's continued respect throughout time.

Perkunas is the god of rain, mountains, oak trees, war and the sky

Handling Drought

If the ancient people of Lithuania fell into a drought they would hold a large sacrifice deep in the woods. The people would eat, drink, and work hard to call upon Perkunas. Almost everyone would come for the ritual sacrifice of a heifer, goat, and cock (all black). They would carry a bowl of beer three times around the fire then pour it on the flames while they prayed to Perkunas to bring them rain.

It is said that there was once an image of Perkunas in the form of a man holding a thunder-stone. In honor of Perkunas the people kept a fire using oak wood going all the time. If the attendant of the fire allowed it to go out he was killed for being negligent.

Perkunas Wedding Tradition

Perkunas was a guest at the wedding of Saulės Meita. He hit an oak tree with his club. It is said that he did this to rid the wedding of all bad spirits.

Today a cross is carved in the frame of the front door by chosen wedding guests. As the groom carries the bride over the threshold they will pass the cross which rids the bad spirits. A tradition started many years ago.

Believe that one god, the maker of lightning, is alone lord of all things, and sacrifice to him oxen and every victim.

- Procopius

The Name Game

(Answers pg. 39 of Parents section)

Match the name used for Perkunas with the area that uses it.

Perkunas	Russia
Percunis	Lithuania
Perun	Prussian

Dress up Perkunas

Perkunas wears a lot of silver armor. He carries weapons, usually in his hands. He is known to carry them all in one hand or only carry one in each hand at other times. The weapons are a sword, iron rod, golden whip, fiery club, gun, knife, and a thunder ball.

*** Directions for making a homemade doll that can be used when studying or worshiping any of the God/Goddess can be found in December 2007's issue. Idea's on dress and props will be put in all issues as new God/Goddess' are introduced.*

Goddess of the Month : Saule

In the ancient Baltic religions Saule was worshiped by all and is still revered today by religions with this base. She is essentially the sun and spends her days tending to her fields by riding her chariot across the sky. The Equinox's (today's Equinox's and Solstices) are all dedicated to her. Saule is considered above most others and very dedicated to her subjects, she never misses a day!

Saule is the goddess of all life; birth, growth, and even death.

The Family of Saule

Saule, being the sun, married Meness, the moon. They had many children together:

- Vaivora (now called Mercury)
- Ausrine also known as Saules Meita (now called Venus)
- Zemvna (now called Earth and her first born)
- Ziezdre (now called Mars)
- Selia (now called Saturn)
- Indraia (now called Jupiter)

Saule rides her chariot across the sky each day and worked genuinely hard to tend to her followers, fields, and all living things. Her husband, the moon, is very lazy and only comes out sometimes as you can tell by looking at the sky at night.

Her routine is to ride across the sky in her chariot then return home to give her horses a bath in the Nemunas River then she spends time with her children. One day after washing her horse she went to look for Saules Meita, one of her daughters, and found that her husband, the moon, had hurt her. She was so angry with him she cut his face with a sword; you can see the results of that if you look at the moon and see the designs on it...she did that.

Saule then divorced Menesis and they are now found only sometimes in the sky together. Before Menesis was mean to their daughter they used to frequent the sky at the same time.



Show Respect to Saule

- Worship Saule in song and ritual on a daily basis
- Greet her each day by bowing to the east to hail Mother Sun
- Gather around bonfires and sing praise to her
- Take a bath or swim in nature's waters in her great light
- Spend time with her by watching as the sun rises (dances) and sets (lays down) while concentrating on her.



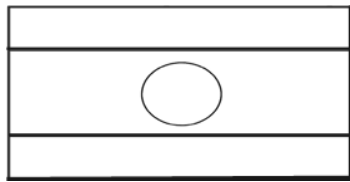
Dress up Saule

Saule has blond hair and dresses in golden silk with a golden shawl and crown. She rides across the sky in a chariot pulled by two steeds that have a golden manes. During holidays she is said to have a braid of red fern blossoms and wears silver shoes.

*** Directions for making a homemade doll that can be used when studying or worshipping any of the God/Goddess can be found in December 2007's issue. Ideas on dress and props will be put in all issues as new God/Goddess' are introduced.*

Global Beliefs

L



Color the
Laos
flag.

Buddhism & Animism

A peaceful country of two religions!

A

Belief in spirits (Animism) seems to be the beginning and mainstay of the people of Laos. The official religion of the state of Laos would be Buddhism. Both religions have major influence in the everyday life of the people of Laos from those in charge to the lonely villager. The religions themselves may not be exactly as the pure sense states but will have a lot of the pure traits to them. The government, wanting support and things to go their way, have had a major influence on both forms of worship by proving their importance through religious avenues, not violence.

O

Animism in Laos

There are several different beliefs in spirits (Animism) within the country. Some connect with the universal elements, some are focused on living and dying, some connect spirits with daily objects, some fear wild spirits belonging to the forests, and some think of the spirits as their ancestors. The different beliefs in the spirits seem to be divided by the ethnic races; Theung, Sung, and Hmong.

Although the different beliefs in spirits are present, almost everyone in Laos believe in spirits, which they call phi, of some kind. Each village operates differently in how the animism is combined with Buddhism. For the most part, though, Buddhist monks are expected to be familiar with phi and is often called on to remove, call, or work with the spirits to benefit a person, family, or the village as a whole. You will see many wats (specified area containing special buildings) contain a spirit hut used for ceremonies and events; personal and village level.

Buddhism in Laos

Buddhism was introduced to Laos in the beginning of the eighth century. The Theravada tradition of Buddhism was not opposed by the government and is followed by all Laos people today in some form or fashion.

It is an important social honor for the men before marriage and again when elder to spend some time as a monk, a Buddhist requirement. This will set down some rules within the religion also for the men to follow, 75 for young men and 227 for older men. A few women (usually older) will also serve some time as a nuns.

Most all Laos villages have a wat (specified area containing special buildings) in them. The village itself funds the wat and they can vary from wood buildings to great carved stone structures. All wats contain wonderful religious statues dedicated to the gods. The wat is used for housing monks, teaching children, even secular village meetings.

S

Living Together



The people in Laos do not simply pick a religion and go with it, they live together in total harmony believing both religions. This is a great example to the rest of the world because it is rarely seen. It would be nice not only to know that your neighbor believes more in a different religion but that each of you honor the other for their convictions to the religion of choice. The people of Laos do it a little differently; both their neighbor and themselves believe the same, however, one will lean more towards one religion while the other goes in an opposite direction. These two neighbors not only give peaceful freedom to the other, they totally understand the others beliefs and even practice a small portion of it themselves. Write or discuss how this could be labeled 'religious harmony'.

Divination: *Candle*

Candle divination can be found in many different areas and times in the past. Each version of the divination has only a slight difference, so, it has basically not been changed throughout time. Candle divination is still popular today especially in Puerto Rico, Mexico, and Haiti areas.

Reading the Candle Wax

The divination itself consists of burning a candle and pouring the wax into cold water. Once cooled, which only takes a few minutes, the wax is looked at for interpretation by the reader. The reader determines what shape or shapes the wax is in and derives a reading from the image they see.

Examples

Bird - good news or message from afar on it's way

Bridge - take a chance

Feather - your problem will be solved

Gate - future success

Key - a setback is on it's way

Knife - broken friendship

Leaf - things will be changing soon

Spider Web - pleasant happenings

Star - happiness and spiritual growth

Wings - message on it's way

**Both of these
divinations
can be called
Cermancy**

Reading the Burning Candle

When reading the candle you will watch how the candle itself is burning paying special attention to the flame. Every thing the candle does is taken into consideration when using this form of divination.

Examples

Jumping Flame - a battle of wills, bad spirits present, disagreement afoot.

Rainbow Flame - mixed communication and you should rethink your reading results.

Infrequent Noise - mild, calm and pure thoughts.

Excessive Candle Smoke when Lit - very good signs, positive reading

Red Color Coming From Center of Flame - Spirits are at the heart of things and already working on the problem.

Collapse or Unfold like a Flower - a sign that your wish is granted or you will have positive energy accompanying you.

Popping or Hissing Sounds - Spiritual warfare or problems.

Touch a light to the little wick,
Watch it burn to the candlestick.
Study with care the little blaze;
Fortunes are told in its tiny rays.

If an unseen power makes it weak and low,
For you to foretells a tale of woe.
If that same power makes a blaze bright and healthy.
You'll be happy and wise, be good and wealthy.

-unknown author

Some people are careful to use the color candle to correspond with the question and/or problem when reading wax.

Others feel any candle will do and prefer darker ones because they make it easier to read from.

Most people agree that candles which have been used when meditating or performing a ritual focused on the question needing answered are best to use!

Craft – EE

Green Man Wall Hanging

The Green Man comes by many names and purposes. He has a place in most Pagan based religions and has for a very long time. He has become a well respected symbol in the Pagan populous. He is an example of nature and how people should live with it as well as individual or special religious symbolism.

Having the Green Man nearby is a constant reminder of how we are to connect with as well as take care of nature. Make a Green Man wall hanging to go above your altar or in a place to constantly remind you of the things it stands for.

No-Bake Clay

Mix 1 Cup flour & 1/2 cup salt together. Add 1/2 cup very warm tap water. Knead for 5 minutes then ready for use.

Unused portions can be put in airtight containers for up to a week.

Supplies Needed:

- Cardboard box (size you want the wall hanging)
- Plaster of Paris
- Various items from the woods that nature is not using
- Clay or no-bake clay using recipe (may want to double, need enough to comfortably fit in the bottom of the box and be at least 1 1/2 in thick.
- Wire to hang your work with.


Take a walk to gather items needed for this project.

- Tree Bark
- Shells
- Pine Needles
- Acorns or nuts
- Branches
- Small Rocks

Anything unique thing you find on your walk!

Make your Wall Hanging

1. Put your clay into the bottom of your box, it is best to cover 1 1/2" to 2" of the box with your clay. Try and level out the top as much as possible and be sure that the sides aren't bulging (this will make the hanging sideways).
2. Use your items from your walk to make the whole square box into a Green Man imprint. Anything that you stick into the clay will be sticking out of your wall hanging. If sticking things in the clay make sure you pull them out with care so you don't mess up your picture. Be careful not to stick things in so deep that you can't get them out.
3. When done double check to assure you didn't leave anything in the clay and that the imprint looks like you want it to.
4. Mix the Plaster of Paris following the directions on the package.
5. Pour the Plaster of Paris over your clay work, you will need to have it evenly cover your imprint and have at least 1 1/2" to 2" over it.
6. Tap all sides of the box one at a time. You will see small bubbles come to the top, these are air bubbles. You are to continue to tap the box until all the air bubbles are out in order for your wall hanging to be smooth and not have holes in it.
7. Carefully sit your box in a well ventilated area so it can dry. It will need to dry as long as it says on the package. Please remember that when half that time is up you will need to carefully place the ends of a piece of wire (desired length) in the back pushed in at least a half inch.
8. When totally dry pull off the box from both the Plaster of Paris and the clay. Next carefully (not to break off anything) remove the clay from the Plaster of Paris (if lots of small areas use an old toothbrush to remove the clay).
9. You may want to paint your wall hanging before hanging it up.



Here is one artists vision of what the Greenman looks like. Feel free to color it. Use your representation of how he looks when making your wall hanging.

Taghairm's Apocathary

It's Spring, so here are a few recipes for Spring Cleaning!!

Spring is a time for clearing out the old energies and welcoming in the new. So, get out the broom and duster and cleanse. Cleanse the spirit as well as the house with these recipes.



Body scrub

Ingredients

1 cup each of cornflour, oatflour and betonite clay (available from good herbalists).

2 cups of honey

Enough comfrey tea to make a thick paste.

Your favourite combination of essential oils, about 25 drops total.

Method

Mix together and spoon into a wide mouthed jar. Make sure to screw the lid on well.

Keep by the bath. Scoop some out and scrub away.

N.B. The comfrey will help with any bruising caused by running around.



Natural Carpet Freshener

Ingredients

1 cup cornstarch (if flea-infected add 1oz. Powdered pennyroyal)

1/2 cup salt

20 drops total of your favourite essential oils.

Method

Mix together ingredients.

Shake onto the carpet.

Leave for a few moments.

Vacuum off.

This mixture will neutralise bacteria (the cornstarch), dispel negativity (the salt) and bless with the energies of your essential oils.

N.B. Some essential oils are not suitable for use around young children.

Angel Noodles in Faery Butter

'The Wicca Cookbook' by Jamie Wood and Tara Seefeldt

Serves 8

4 hard boiled egg yolks

1/2 cup Sugar

1/2 cup (1 stick) unsalted butter, softened

2 teaspoons minced fresh rosemary

2 teaspoons minced fresh basil

2 tablespoons Rose Water

16 ounces angel-hair pasta

In a small bowl, beat together the egg yolks, sugar, butter, rosemary, basil, and rose water. Mix until smooth.

Boil some water. Cook the pasta for 12 to 14 minutes to taste. Drain the noodles. Combine the mixture with the pasta.

To achieve a golden-yellow colour, add more butter to the noodles. Garnish with orange slices.

Spring Cleaning

Colour this in Spring Colours.

What colours make you think of Spring? Look in your garden and see what colours are there

Taghairm's Hearth

Chicken Pastry Puffs

- 2 cans crescent rolls
- 6 oz cream cheese
- 6 Tbsp. melted butter
- 2 Tbsp. chopped onion
- 4 cups chicken diced (4 breasts)
- 4 Tbsp. milk
- 1 tsp. salt

Unroll crescent rolls and place them flat on a cookie sheet. Mix chicken, cream cheese, butter, salt, onion and milk in a bowl. Put 1/8 of mixture in the center of each individual roll, pinch sides. Bake according to roll directions.

Creamy Cheesy Potatoes

- 3 1/2 to 4 pounds baking potatoes, scrubbed
- 12 ounces Cheddar cheese, shredded (about 3 cups)
- 1 cup milk
- 1/2 cup whipping cream
- 1 1/2 teaspoons salt
- 1 teaspoon dry mustard
- 1/8 teaspoon nutmeg
- 1/8 teaspoon black pepper

1. Put unpeeled potatoes with enough water to cover in a large saucepan. Bring to a boil until potatoes are tender, about 20 to 25 minutes; drain. Let stand to cool.
2. Coat bottom and sides of a 13 x 9 inch baking dish with butter. Peel the potatoes and coarsely chop. Place in the prepared baking dish.
3. Heat the Cheddar in a small saucepan over low heat, stirring frequently. Stir in milk, whipping cream, salt, dry mustard, nutmeg, and black pepper. Pour sauce over potatoes. Chill, covered for 30 mins.
4. Preheat oven to 350 degrees.
5. Remove the cover from the potatoes. Bake until potatoes are heated through, and lightly browned, about 35 mins.

Grandmas Kitchen

Citrus-Mint Tea Cooler

- 1 cup of boiling water
- 3 regular-size tea bags
- 2 tablespoons chopped fresh mint
- 2/3 cup sugar
- 2/3 cup fresh grapefruit juice
- 1/2 cup fresh lemon juice
- 2 cups water

Pour boiling water over tea bags and mint; cover and steep five mins. Pour mixture through a wire-mesh strainer discarding tea bags and mint. Stir in sugar and next three ingredients. Serve over ice.

Yield 1 quart

*Cathy Williams
Vale, North Carolina*

Almond Crescents

- 1 cup slivered almonds (about 4 ounces)
- 3/4 cup plus 2 table spoons of confectioners' sugar
- Plus additional confectioners' sugar for coating
- 1 cup (2 sticks) unsalted butter at room temperature
- 1 teaspoon vanilla extract
- Pinch of salt
- 2 cups all-purpose flour

1. preheat the oven to 350 degrees F
2. In a food processor, combine the almonds and 2 tablespoons of confectioners' sugar and process until the almonds are finely ground.
3. In a large bowl, beat the butter and the remaining 3/4 cup confectioners' sugar with an electric mixer until light and fluffy. Beat in the vanilla. On low speed, beat in the salt, then gradually beat in the flour. Beat in the ground almond mixture.
4. Shape heaping teaspoons of the dough into 2-inch crescents and place about 2 inches apart onto ungreased baking sheets.
5. Bake the cookies for 12 to 15 minutes, until lightly golden on the bottom. Cool for 2 to 3 minutes on baking sheets. Then generously coat the warm cookies with confectioners' sugar. Transfer to wire racks to cool completely.

Mary Engelbreit's Cookies Cookbook

Eat Your Colors

Get more in touch with yourself and your won natural instincts. Let you body tell you what you need and your mind to let you know when to eat it by eating your colors. Eating your colors is a different way to look at eating healthy.

Some things to remember:

- Foods that have our favorite colors will be needed the most because it gives our body what we want
- Foods that are the color you don't like are the things holding nutrients that your body doesn't have enough of
- Foods that are the color we like, but only for a while, will give your body the things it needs right now.

Fruit & Vegetable Color Charts

<p style="text-align: center;">RED</p> <p>Strawberries Raspberries Cherries</p> <p>Red Cabbage Beetroot Radishes Peppers Onions Tomatoes Chilies Watercress</p>	<p style="text-align: center;">ORANGE</p> <p>Oranges Peaches Apricots</p> <p>Pumpkin Peppers Carrots</p>	<p style="text-align: center;">GREEN</p> <p>Apples Pears Avocados Green Grapes Limes Kiwi Fruit</p> <p>Cabbage Calabrese Broccoli Kale Sprouts Green Beans Peas Leeks Spinach</p>	<p style="text-align: center;">PURPLE</p> <p>Plums Blueberries Black Grapes</p> <p>Kelp Sea wood Products Asparagus</p>
<p style="text-align: center;">YELLOW</p> <p>Lemon Bananas Grapefruit</p> <p>Grains Rice Corn Wheat</p>			

Quick Math

Multiply 2 double digit numbers easily by using the procedure below:

1. Write the problem or make sure it is lined up properly.

$$\begin{array}{r} 45 \\ \times 26 \\ \hline \end{array}$$

2. Multiply the right numbers and write the answer (if double digits carry)

$$\begin{array}{r} 3 \\ 45 \\ \times 26 \\ \hline 0 \end{array}$$

4. Multiply the left column and add any carried numbers.

$$\begin{array}{r} 3 \\ 45 \\ \times 26 \\ \hline 1170 \end{array}$$

3. cross multiply all numbers and add those two numbers together then add the carried number if there is one. If there is double digits carry.

$$\begin{array}{r} 3 \quad 3 \\ 45 \\ \times 26 \\ \hline 70 \end{array} \quad \begin{array}{l} 4 \times 6 = 24 \\ 5 \times 2 = 10 \\ 34 \\ + 3 \\ \hline 37 \end{array}$$

Conclusion:

$$\begin{array}{r} 45 \\ \times 26 \\ \hline 1170 \end{array}$$

April 2008 Pagan Calendar

1
Kalends of April
All Fools Day
Fortuna Virilis
Loki
4
Megalesia or Magna Mater
5
Megalesia
Fortuna
Nones of April
6
New Moon
Magalesia
Passover
Mikarami Samvat –Varsha-Pratipada
7
Megalesia
Egyptian Day
8
Megalesia
Egyptian Day
9
Megalesia
10
Megalesia
Egyptian Day
11
Easter
12
First Quarter Moon
Cerealia
13
Cerealia
Libertas
Ides of April
Vaisakhi
14
Cerealia
Runic Half-month of Man Commences
Hola Mohalla
Rama Navami
Sommarsblót
St. Tiburtius

Celtic Tree Month of Fearn Ends
15
Cerealia
Tellus
Celtic Tree Month of Saille Commences
16
Cerealia
St. Padarn
Egyptian Day
17
Cerealia
Goddess Month of Columbina Ends
Egyptian Day
18
Cerealia
Goddess Month of Maia Commences
Mahavira Jayanti
Egyptian Day
19
Cerealia
Hanuman Jayanti
20
Full Moon
Egyptian Day
21
Parilia
Earth Day
Egyptian Day
First Day Ridvan
23
Jupiter and Venus
Sigurd
St. George
24
St. Mark's Eve
25
Robigalia
St. Mark
Cuckoo Day
28
Last Quarter Moon
Floralia
29
Floralia
Runic Half-month of Lagu Commences
Ninth Day of Ridvan
30
Floralia
Salus

This month was named after Aphrodite. Can you name things below that are connected to this month?



FLOWER



STONE

UK friends, the best Pagan calendar for your area can be found @: <http://www.pagancalendar.co.uk/>

U.S. Holidays 4 Month

Wildlife Week

National Wildlife Week is the third week of April this year. As a Pagan, participating in this holiday should be very important.

As nature is changing it's coats and the seasons are transforming, there is much going on in the area of wildlife. Births, rearing, awakening, and many other important happenings are taking place in the natural world all around us.

Make the time to walk each day this week and be aware of what is going on around you in the world. You will be amazed at how busy nature is around this time of year.

Be aware of problems or situations where aid is needed (not where it would be simpler, but really needed) and offer your assistance. Be sure to never touch or get near a wild animal. Your aide should be in the manner of altering a situation (like laying down a stick nearby for it to climb on and not drown, or standing near it so the predators will stay clear, etc..). Be sure that you have an adult nearby and approving of what you are doing - to assure your safety.

Day of Foolery

A day of foolery can be found in numerous cultures throughout time. The original dates of these celebrations are scattered and without reason.

The Romans, in the winter celebrated a holiday called Saturnalia. Holi was celebrated in India towards the end of February, and an ancient celebration to honor Lud, the Celtic god of humor may be were all early forms of days dedicated to foolery originated from.

Starting in the Middle ages holidays similar to the day of foolery of the ancient world popped up everywhere. The dates and exactly how it was celebrated changed and today we celebrate this day on April 1 but we call it April Fools day.

Even though today's date for this holiday are nowhere near it's Pagan's beginnings, it still has the tone of the day of foolery. Celebrate the day with a Pagan touch with your family and friends. Put all names of those participating in a hat and take turns drawing out names. You will have a whole day to be that person through fun and responsibilities both.

National Day Focus

Celebrate some national holidays using the suggested activities or come up with your own.

14 - National Pecan Day. Give offerings of pecans to nature, later go back to where you put your offering and see what animals took it using the signs of its visit around.

16 - National Stress Awareness Day. Pagans are to work on living stress free. Try to go a whole day without getting or making others stressed.

28 - Great Poetry Reading Day. During daily devotionals write your own Pagan themed poem then read it to others when you feel the urge to throughout the day.

Aiding the Trees

April 25th will be Arbor day in the U.S.. This is a traditional day to spend time planting new trees. Put a new twist on things this year by aiding the tree population as a whole.

Today's world is so full of 'disease' that it is starting to effect the very nature all Pagans are trying to preserve. The trees are very susceptible to disease . They are a vital part of nature and of our existence as they clean the oxygen that we breathe. Try to help your trees with some of the problems listed below or research to find ailments specific to your local area.

Sudden Oak Death
Ash Tree Borer
Oak Wilt
Chestnut Blight
Swiss Needle Cast
Armillaria Disease
White Pine Blister Rott

You can help with these situations by using magickal energy, below are some ideas to help you get started..

- Connect with the source of the problem (fungus, animal, etc.) and will it to stop causing problems.
- Transfer energy to the trees in danger or being hurt now to aid in building up its immune system
- Send bursts of creativity or energy towards the people working to cure the problem.

To The Parent

Your Child's Past

Ok, so you have a feeling your not your child's first parent. He or she is doing things and talking to you in a way that is out of the character; your conclusion after much thought is that you have a child that can remember their past life. It is a great thing to have a child with this type of insight and you should feel truly appreciative of the gift you have been given. The truth is many parents feel this way, and the fact is not all of them are actually experiencing the situation they think they are.

If you are feeling this way you may be wondering if your child is one of the kids that have been reincarnated and now in your care. Since you spend a lot of time with your child and are more in tune with your surroundings the first signs of your child being reincarnated will come from your instincts. Once you have the instincts you should begin to search for facts or proof to your suspicions.

According to Carol Bowman M.D. who has been considered by some to be an expert, there are four signs that let you know that your child may be reincarnated. When recounting events from their past life they will speak differently than they usually do and it will be "matter-of-fact". They will be consistent over time by telling the same thing repeatedly. They will add more as they remember however, the things said before will not change much. Their knowledge will be beyond the experiences that they have had so far in this life; this will be a sign you. As the parent you will be able to judge this better than anyone else. Lastly they will have corresponding behavior and traits which back up the things they have told you about their past lives.

Don't limit time when it comes to your child showing signs of their past lives. Usually current situations will trigger the thoughts of events from the past. These things can happen when they are young, however, if your child is raised or encouraged to be open minded the memory can reveal itself at any age.

If your child comes to you with words expressing a past life it is important that you do not discourage them. Your first reaction will determine if your child continues to confide in you. Remaining calm and showing them you acknowledge and appreciate that they are sharing with you this crucial. Although you may not totally believe what is being said but it is important that you support your child

as you do in all things. It is essential that you look for the true signs of reincarnation as well as signs that your child may be just looking for attention. An older child might be read the signs incorrectly. There are many times that their special insight or gifts confuse them into thinking that because the "memories" come naturally that they truly come from a past life.

If indeed you are sure that your child can remember one or more of his past lives, do all you can to comfort and support them. Help them compile a diary of the things they remember as well as what and where they were when it came to them. Try and find the name (*if given) that they feel was theirs in the past and/or the location and time of the past life. When doing research, allow them to help as much as their age will allow. Always be honest when they ask questions about how you feel, even if you don't believe. The support and acceptance will be more important to them than your belief. Kids need to know that everyone one is entitled to their opinion what is important is the respect that is given.

There is actually no positive way to know your child's past, even with all the information found on reincarnation. It is more a spiritual gift from the God and Goddess and the power of the child. The topic, however, does need some consideration and a little education by the parent.

Home School Tip

Planning ahead for the upcoming year is a must but usually means a few weeks of running around crazy spending lots of money striving to get it all together a few weeks before your school start date.

It doesn't matter if you are doing year-round or traditional teaching the new year and advancement in curriculum will come. The transition doesn't have to be a complicated, or time consuming. Make a plan and start now to smooth things out. Below is an idea of a plan:

- Decide if the curriculum you are using for each subject will be what you are going to use next year, if it is put in an order or schedule a date to put that order in; write it on your calendar and forget about those subjects for next year.
- Make a list of subjects that you need new curriculum or items for and plan out a schedule of some of the companies you want to check out and done in time for ordering the ones you choose.
- Make a list of all other things you need for the year and spend the summer looking for them on sale, used books stores, etc.
- A few weeks before the school year begins finish buying what is needed. This will clear up time for you to look for new books, make curriculum plans, etc, so you can enjoy the upcoming year.

Worldly Wisdom: **Never Compete**

Competition is always a form of belittling and stirs up a different kind of person in all people involved.

To The Parent

Seeking, Goddess Found

By: *High Priestess Ravensgrove Coven*

I have walked in the barren darkness,
Powerless to find my place of rest.
Hidden in shadows from the hunters prowl,
Weary and crying as the night winds howl.

Frightened by the sounds in a moonless night,
I shout to the heavens to end this plight.
So lost from the arms of the comfort I seek,
My spirit is beaten, broken, and weak.

Alone I stand in the midst of the dark,
Trembling with each step on this path I embark.
None here to guide me as I stumble ahead,
I mask my journey with the blood I have shed.

In my sorrow I hear a deafening drum,
Lost and alone what shall I become.
The pounding growing stronger from its start,
I know now it was the pounding of my heart.

In tears I fell onto the silence green Earth,
So lost in my anguish I regretted my birth.
Then like an infant left on the threshold sleeping,
I was taken by Her love that is never fleeting.

The light of the moon full in Her glow,
Rising from the east Her face I did know.
Resembling birth my labors were seen,
I was delivered in light, by the love of a Queen.

Crone Mother, Queen of day and night,
Within your heart I find truth and right.
Hekate, you hold life by your gentle hand,
In blessings of peace, you walk across this land.

Your children of light, call you by name,
Some that are known, some without fame.
Never do you judge me, or walk from my eyes,
In truth you teach me to look beyond the lies.

Goddess of Life and Goddess of Death,
All that I seek is held in your breath.
Seasons and time call to thee Crone,
For never again, shall I walk lost or alone.

I stand strong, no fear in my heart,
For the Goddess of love and truth will never part.
So, hunters of lies you chains can no bind,
For in my heart the key to freedom I find.

For I am a child of rainbows and light,
Adopted by love and magickal right.
No longer to seek what cannot be found,
For I am here and will not be bound.

Blessed shall we be.

* *Printed with permission*

Weekly Green Lessons

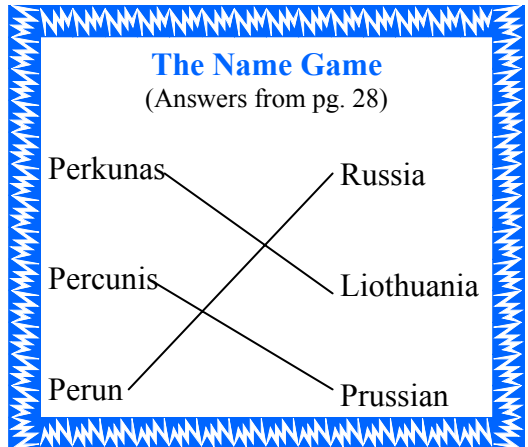
Haven't you ever wanted to add recent and in depth earth friendly information to your regular curriculum?

An easy way to do this is to listen to a 30 minute program sponsored by the Sierra Club via webcast; Sierra Club News. The broadcast is changed weekly and can easily give you 3 or 4 topics to discuss with your child throughout the week while they are doing school.

Pre-teen and above can probably listen to the webcast and follow without problems, however, the younger crowd will probably need you to explain some of the topics and it might seem a little dry and boring to them.

Be sure to bookmark and return often:

http://sierraclub.typepad.com/sierra_club_rad
[io/](http://sierraclub.typepad.com/sierra_club_rad)



Answers to pg. 20



Pagan People Section

The new Pagan People section will contain information about those who have dedicated their life to Paganism and are considered key figures. The interview questions will be the same for each Pagan that is interviewed for easy expansion by using grafts, comparisons, and other means. If you would like to see a certain person included or have a comment about the section as a whole drop an email to paganmoonbeams@yahoo.com.

As long as the Pagan community cooperates we will continue this section so kids can be familiar with the Pagan warriors of today!

Book Classes Coming

Beginning with the August issue of Pagan Moonbeams there will be a new class introduced:

Book Classes - you will need a book (or link to a book if available) at home to use along with your child. A months worth of enhancements as well as the suggested portion of the book will be in or made available through the newsletter.

Each book class will present material in two age groups but fairly easy adaptable to other ages groups as well. This will allow you to use the same book(s) for siblings and/or use the entire class again later for enforcement. Many of the books will be used for at least 5 months to get the most of them and not make it heavy on your pocketbook. By participating in the classes and acquiring the books it is in great hopes that your child will gain knowledge as well as a great library to be of use to them throughout the years.

All book classes and their information will be placed within the parents section of the newsletter which will allow you, the adult, to decide what portions of the lesson to use and not cause conflict if it is your choice to not participate. When deciding to participate with your child in the individual classes please read descriptions' in detail and consider the age or stage of your child. It is also recommended that you review the book and its contents yourself.

Two classes will start in the August issue. Information for them are below:

Young Foundations



Ages: pre-k-early elementary & later elementary

Book(s) - This class will be using Andrew Lang's fairy series of books. There are 12 Fairy books in the set, starting with the Blue Fairy Book. The class will jump around so the complete set will be needed before class begins. If hard copies of 12 books are way too much all at once; the complete set is online and free to access. Even if you don't get them for this class the set is a great addition to any child's library - even as an adult I find myself flipping through them now and then.

Information: Not so well-known fairy tales will be used to show your child how to connect with the magickal world in many different ways. Through hands-on experiences children will learn about the Pagan and Spiritual world.

Tools Of The Trade

Age: upper elementary & teen

Book(s) : The Magick Toolbox by Carl Neal. This book can be found on ebay or Amazon used starting at \$1.50 + s&h.. The book itself is on a middle school level and does contain some sections (pipe & smoking, chalice & drinking, and candles); these sections will be of use later in your child's life and will be the last ones within the class so if you choose to skip them it won't mess up the class. * If you have younger kids you may want to actually get the book for you to follow along and translate (into easier understanding) for your child, however, it would be a great addition to their library later on. This is a great reference book for both the beginner and seasoned Pagan.



Information: The class will show your child all it needs to know about the magical tools of the trade; how to make them, bless them, uses, and care. The book is very in depth and easy reading, and for the most part the class will go into more detail and out of the box.

Take 10

Desiderata

Max Ehrmann, 1952

Go placidly amid the noise and haste,
And remember what peace there may be in silence.
As far as possible without surrender
Be on good terms with all persons.
Speak your truth quietly and clearly;
And listen to others,
Even the dull and the ignorant;
They too have their story.

Avoid loud and aggressive persons,
They are vexations to the spirit.
If you compare yourself with others,
You may become vain and bitter;
For always there will be greater and lesser persons than yourself.
Enjoy your achievements as well as your plans.

Keep interested in your own career, however humble;
It is a real possession in the changing fortunes of time.
Exercise caution in your business affairs;
For the world is full of trickery.
But let this not blind you to what virtue there is;
Many persons strive for high ideals;
And everywhere life is full of heroism.

Be yourself
Especially, do not feign affection.
Neither be cynical about love;
For in the face of all aridity and disenchantment
It is as perennial as the grass.

Take kindly the counsel of the years,
Gracefully surrendering the things of youth.
Nurture the strength of spirit to shield you in sudden misfortune.
But do not distress yourself with dark imaginings.
Many fears are born of fatigue and loneliness.
Beyond a wholesome discipline,
Be gentle with yourself.

You are a child of the universe.
No less that the trees and the stars;
You have a right to be here.
And whether or not it is clear to you,
No doubt the universe is unfolding as it should.

Therefore be at peace with God,
Whatever you conceive Him to be,
And whatever your labours and aspiration,
In the noisy confusion of life
Keep peace with your soul

With all its sham, drudgery, and broken dreams,
It is still a beautiful world.
Be cheerful.
Strive to be happy.

Colour Breathing

Find a comfy seat or lie down on the floor and get comfortable.

Imagine yourself sitting or lying in a pool of light.

Take a deep breath, in through your nose and out through your mouth.

Imagine the light changing colour and becoming a pale blue colour. Feel the calm radiating out from the blue light.

Take another deep breath.

Breathe in the colour. Feel it soak into your body. Filling you up with its calmness. Take another deep breath, in through the nose and out through the mouth.

When you feel completely calm and relaxed, open your eyes. Wait a few moments and ground yourself.

Get up and continue your day.

Colour Meanings

Red: health, strength, courage and passion.

Yellow: intellect, confidence, communication and study.

Blue: healing, peace, patience, happiness and sleep.

Green: money, prosperity, and growth.

Pink: love, friendship, compassion and relaxation.

Purple: power, healing (spiritual) and simple meditation.

Orange: attraction and energy.

White: protection and purification.

Three things from which one should never stray:

***Belief in oneself,
Belief in a higher self and
Belief in the truth.***

- Celtic Triad