

PAGAN Moonbeams

Vol. 2 Issue 4
November, 2008

Staff Notes

A little note to the readers' from our small staff.
Staff Members listed in croniglical order.

TristA

Writer, Admin, Webmaster since: Aug. 07

Making a move into the new year has once again come to our door. Be sure to take notice of Gaia and those that live and protect her during this busy season. Be assured that with your support they all will smile upon us!

Laura Shadley

Editor since: April 08

"I prefer winter and fall, when you feel the bone structure of the landscape - the loneliness of it, the dead feeling of winter. Something waits beneath it, the whole story doesn't show." - *Andrew Wyeth*

Petra

Writer since: April 08

The Celtic New Year is here and I'll be looking at what I can take from the old year into the new. As the nights are dark earlier now, I shall be watching the moon as she makes her way through the dark months to Spring.

Mandi Aumann

Writer & Admin. since: July 08

Confession: I'm a chronic procrastinator in my first month of recovery.

Raven Moonshadow

Editor since: Aug. 08

November is a time of reflection. Take this time to meditate on everything that has happened in this last year and set goals for next year.

Rhiannon Swanshadow

Editor since: Sept. 08

Things may be starting to go dormant for the winter, but I feel that there are loads of undercurrents and changes for us that can still be observed. I'm looking forward to the English winter with loads of interest, since it's so unpredictable...just like when I was growing up in Indiana..

Lionfirestone

Editor since: Sept. 08

I love the colors and smells of Fall. The last blast by Mother Nature before she sleeps through the winter. Happy Autumn Blessings.

A Few Words

As the world has entered into the dark side of the year, be sure to keep a positive outlook. Bring in bright colors from nature's rubbish and use it as decoration. Open windows to share the changing environment with all of your senses from time to time.

Do more than watch as the world changes her clothes, go out and join in. Dance with the falling leaves, sing with the cool wind, and even sit silently as snow begins to come down.

Spend time with the earth while the sun and moon shines on it. Add in other aspects of creativity and the arts as you participate in this magickal time. Pull fresh inspiration, like poetry or musical writings, from the smallest things as you watch in amazement.

In all your efforts you will find new energy and connect with this beautiful world Gaia is sharing!



paganmoonbeams@yahoo.com

Issue Shorts

- October's contest winner! Check out page 30 to see her wonderful interview.
- This issue will focus on heritage and honor. Be prepared to work on your family tree and learn about those you honor.
- Although all of the regular content is not in this issue, we are striving to get them all up and running! If you are interested in volunteering a skill, time, or your writing skills please don't hesitate to let us know.

We Appreciate Your Readership

In This Issue

Volume 2 Issue 4

November 2008

Cover: Celebrating Heritage		Magical Touch	pg. 42
		Item of the Month: Broom	
		Trait of the Month: Air	
Topic Focus: Those We Honor	pg. 4	Herb/Mineral	pg. 43
		Blackberry	
News & Info	pg. 6	Turquoise	
Simple Symbol: Puppets		Correspondence Journal	pg. 44
Quick Clips: Froghopper's Bow & Longest Insect		Chinese Zodiac	
Wee Pagans	pg. 8	UK Holidays	pg. 45
Ancestor Activities		Bonfire Night	
Tree Coloring Printable		National Tree Week	
Ancestor Tree Printable		USA Holidays	pg. 46
Wormy's Review	pg. 11	National Sandwich Day	
The Stray Dog		First Congress Meeting in U. S. Capital Building	
School Bell	pg. 12	International Holidays	pg. 47
English		International Drum Month	
History		Resources	pg. 48
Geography		To the Parent	pg. 49
Recess		Astrology for Parents: Part 3	
Elective: Health		Special Pagans	pg. 50
Sign Language Flash Cards	pg. 19	Preparing for Ritual	
East		Overcoming Social Ignorance	
South		Take 10	pg. 52
North		Topic: Feng Shui	
West		Story: Picture Perfect?	
Middle Magic	pg. 21	Young Foundations A Class	pg. 55
Simple Rituals: Raising Energy		The Cat's Elopement (Pink Fairy Book)	
Writing Magick: Part 2 of 3		Young Foundations B Class	pg. 57
Young Pagans	pg. 23	Story of Three Wonderful Beggars (Violet Fairy Book)	
Staying Smart After Dark		Tools of the Trade Class	pg. 59
Only One Earth		Pentacle	
Pagan Spotlight	pg. 25	Honorables	
Pagan Biography: Scott Cunningham		Staff	
Pagan People: Tony Taylor		Wand	
Local Pagan Spotlight: Liz & Iris			
Local Pagan Spotlight: Ocean			
Puzzled Up	pg. 36		
World Countries Word Search			
Altar Tools Crossword			
Dieties Section	pg. 37		
Sun God/Goddess			
Pantheon Focus			
Celtic Sun God Lugh			
Native American Sun God/Goddess			
Roman Sun God/Goddess			

**Want to see something
else? Let us know!**

paganmoonbeams@yahoo.com

Those We Honor

By: TristÅ & Raven Moonshadow

Be honorable yourself if you wish to associate with honorable people.
- Welsh Proverb

What is left when honor is lost?
- Publilius Syrus (1st century Latin writer)

The best memorial for a mighty man is to gain honor ere death.
- Decimus Magnus Ausonius (professor & poet 310 B.C.E.)

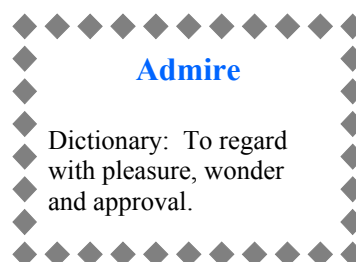
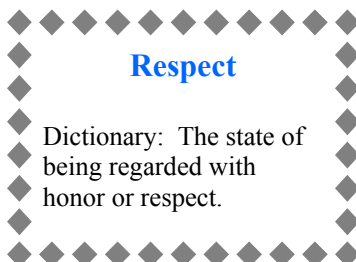
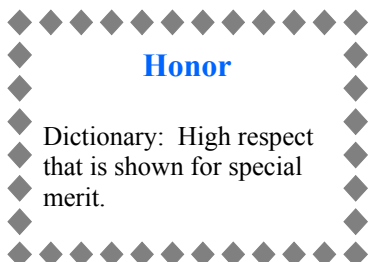
A Honor of Them

By: TristÅ

The one standing on high
In respect, logic, and awe
Who drifts away to Teach,
Share, and guide through actions and speech

Young ones looking toward them
Older ones wanting to be him
All the while dancing in admiration
Of the one adding value and feeding imagination

It is common for you to hear the word “honor” in many circles and by people from all walks of life. Although the meaning of this word is vast, the overall view of it is most generally the same. Let’s find out what it means to honor someone by starting with definitions of the words “honor”, “respect”, and “admire” since these words are commonly mixed up.



Honoring a person is a personal decision, just like how you show honor. Here are a few examples:

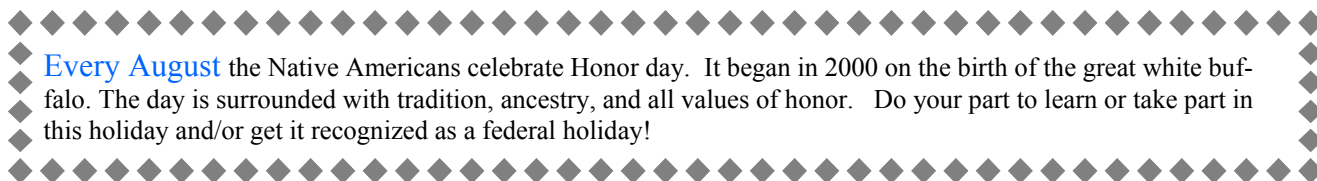
Tim honors his grandfather. Tim is very impressed with all the stories and things that he shares. The reason Tim honors his grandfather is because he is very wise and a great teacher. Tim’s grandfather is an elder.

Taylor shows honor for his great great-grandfather Eli. Eli immigrated to this country and started a business of his own; today this business allows Taylor’s family to live well. Taylor honors his great, great grandfather because of his accomplishments.

Tina has great honor for the goddess Arianrhod. Tina has a fascination with the moon and she believes that Arianrhodt is the Goddess of it. Tina honors Arianrhodt because she is a Goddess.

As you can see from the examples above, honor can be given for many different reasons. Honor can be given to spirits, gods, goddesses, ancestors, people of power, and for any other reason, as long as it has been earned.

Honor must be earned and and/or given



Those We Honor

By: TristÅ & Raven Moonshadow

Honoring someone, something, or even a particular tradition need not be difficult. It can be quite a wonderful experience. Look within yourself before you begin. Are there certain customs you continue to use that were handed down generation to generation in your family? By your continuance of this tradition, you are honoring your ancestors. Think about who or what you want to honor. What was important to them that you hold value to? What were the things that pleased them? What things are sacred to the place you want to honor? Symbols, or representatives of these people or places, are easy ways to honor and respect your ancestors, Deity and sacred place. Remember, when you give honor and show respect, it is returned to you.

Showing honor is also very different from person to person and situation to situation.

To show honor to his grandfather, Tim takes his shoes off before entering his house. He also never speaks until he is asked to and shakes his grandfather's hand as a greeting and a parting gesture.

Taylor shows honor his great great grandfather Eli by keeping a small horse that was whittled by him on his altar. He also keeps the dust off of it and looks at it often to remember the great things Eli did.

Tina shows honor to Arianrhod by spending time with the moon each night and sending energy to it. In her house she has a statue of Arianrhod on her altar and address her each night as part of her night ritual.

Honoring one's ancestors and or Deity of choice may sometimes seem confusing, daunting and cause for worry, wondering if you are doing the right thing. I will share with you short personal stories of different ways, mundane and magickal, of honoring family (ancestral or current) as well as Deity. I hope the information you find here will help you with your own honor system.

My friend's dad died 1 ½ years ago. He was an incredible man and very well loved by many people. He touched everyone's lives. He was a photographer as well as worked within his church. His death was quite sudden. When he passed, I remember feeling his presence and his hand on my shoulder as I drove to his funeral. As a matter of respect I went to the funeral to honor him, as well as support my very dear friend. Special orange remembrance ribbons with musical notes were handed out to everyone to wear. This man loved music, the color orange, the beaches and photography. As memoriam to him, I kept the ribbon and paired it with a picture of the beaches in our area and it hangs above my altar at my place of business. It is there as a reminder to me of how much he cherished life, music and the beauty of the earth. His daughter has his old camera and is teaching herself how to use it. She is hoping to be at least half the photographer, that he was. In this way we both honor his memory and his being.

My patron Goddess is Brigid. She has been reoccurring in my life and making herself known to me since I was a little girl, long before I ever realized where my path was leading me. Brigid is a Celtic Goddess and can be viewed in three aspects. She is often honored at Imbolc, or Brigid's Day. I honor her each day in a very simplistic manner. In my living room is my main altar. On the altar is a statue of a woman holding a child, the aspect of Brigid as nurse maiden. It is the main statue kept on my altar at all times. I make sure that I recognize her presence in my life each day. I make sure that proper care is kept of that statue as I keep her free from dust and make sure that my kids have not placed miscellaneous items on the altar. In addition, I have a Brigid's cross that I typically wear on my person. As well, to honor her metal-smith aspect, I have a steel athame on the same altar with a Brigid's Cross overtop of a pentacle. It sits next to my Goddess statue. The third aspect of Brigid, that of a writer and poet, is brought through here, the newsletter. She speaks to me and fuels my creative fire to speak to you, the reader, each and every month. I truly feel that it is She, who whispers in my ear to help me find the words. I write for Her and from my heart.

I was named after my great-grandmother who emigrated to the United States from Cork Co, Ireland. She gave birth to 13 children, my grandmother being the 11th. In the times that my great-grandmother was raising her children, times were tough and ground beef was very inexpensive to purchase. The family grew quite tired of ground beef all of the time, so my great-grandmother "invented" a new way to present ground beef to her family without it being the same old boring beef. It was dubbed "Cameron Special" as this was the last name of my great-grandfather. This recipe was handed down within the family. To honor my great-grandmother's name, I learned how to make the same recipe just as she made it. The first couple times seemed a bit difficult, but I finally perfected it. I still make this same dish and am teaching my children to make it as well. In this way, simple as it is, I honor her.

News & Info Spin



Quick Clips

By: P. Nichols

Froghopper's Bow



A little bug called a Froghopper, also known as a spittlebug, can jump a distance equal to about 100 times the length of its body. Now scientists have figured out how they achieve this amazing feat. It turns out they have structures attached to their back legs that are shaped like archery bows. They use their muscles to bend the bows, and, when they release them, it sends the little bug flying through the air.

Longest Insect

Now let's talk about big bugs like the *Phobaeticus chani*, from Borneo, that holds the title as the world's longest insect. Picture a stick bug as long as your arm! Full grown it measures 14 inches (35.5 cm) from head to tail, and, if you add in the front legs it measures 22 inches (56 cm) long. By the way, "Phobaeticus chani" means "Chan's megastick" and is named after Datuk Chan Chew Lun, the amateur naturalist who found it.

Pagan Spotlight Section

We are hoping to hear from our readers to add to the Pagan Spotlight section. Whether it be adults or kids, we are in high hopes you will share your local Pagan heroes, as well as ones you have studied from the past.

See page 26 or more information

Sacred Places

Each month a Sacred place will be listed for you to research on your own. If you would like to share an article, picture you have drawn, small report, or anything else about it with readers or staff, feel free to send it in with your first name, age, and let us know if you want it placed in the next issue of Pagan Moonbeams.

Email: PaganMoonbeams@yahoo.com

This Month's Sacred Place:

Easter Island

Adding the symbol and it's meaning would be a great addition to your journal !

Simple Symbols

By TristÅ

Puppets

Although there are many different kinds of puppets, the purpose is usually the same. The puppet goes way back, and actually find its roots showing respect to the Gods & Goddesses. In the birth of puppets, no moving parts could be found, however, as time went on, they became more realistic with moving parts, emotions and voices of expression.

Take the time to make your own puppets and use them in a way to better your Pagan religion, or even a specific path.

Exploring Ancient Puppets

Try learning about some different kind of puppets' histories, and create some to use as intended.

Marionettes (string Puppets) - Burma, used to act out epics & learn lessons.

<http://www.mandalaymarionettes.com/aboutmyanmarmain.html> Evidence of these can be found in Ancient Egyptian tombs.

Shadow Puppet (Wayang) - Java & Bali, used to enact the great epics of Hinduism.

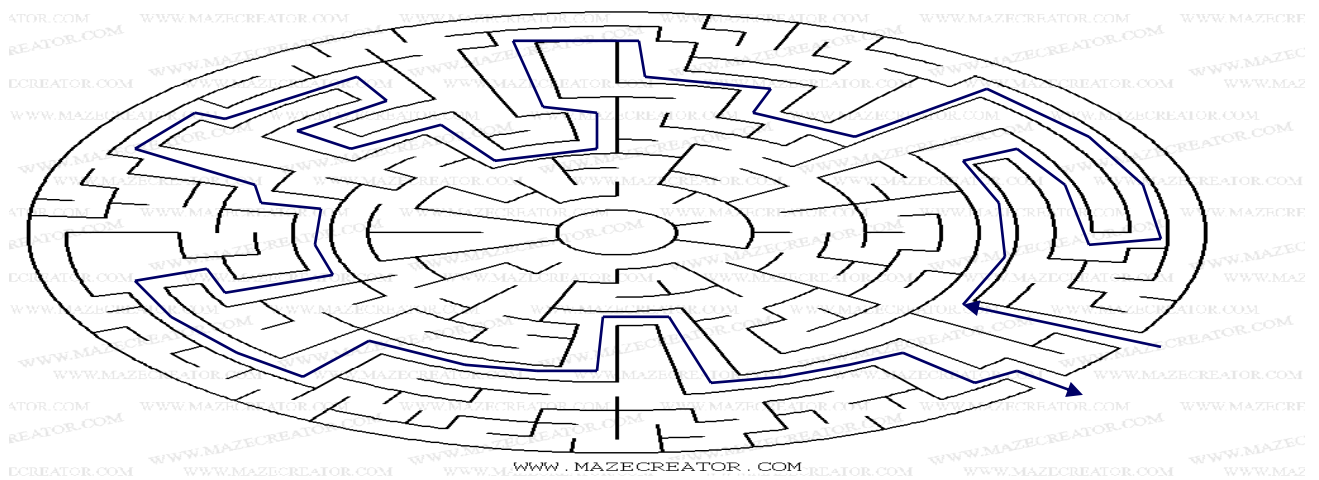
http://www.metacafe.com/watch/1235369/modern_shadow_puppet_play_java_indonesia/

News & Info Spin



Answers to October's Puzzled Up

Y X U I O P M E L D E R S X
G P V R Q T V S V T W A G W
O A X F M N H M D P H O R K
L N W Y H S M E Y K D M E T
O T X E M E I A R D F V T T
H H T D G L C N E W L O A K
T E K O M O I S A J O D P G
Y O L G N M S R J G E R O Q
M N H I W A Z X L U A U L C
Q L T X J P A G A N R P E D
O E U Y J K G L K D T U I P
D E C U N D E R W O R L D B
I E S W I F T P F X T B M G
A S A M H A I N U X D T Z K



Wee Pagans

By: Lionfirestone

During this time of the year, you will notice more talk about ancestors. You may even have an ancestor altar in your home. Ancestors are people from your family line that lived before you. Some people can trace their family line back to the beginning of the United States and further. They use a process called "Genealogy", It traces your family line backwards, beginning with you. This month's issue includes a "family tree" for you to use at home in listing some of your ancestors.

Many cultures have grand celebrations to honor their ancestors. Those from Asian cultures have an ancestor veneration, where they create monuments or altars in their homes, at work, and on the street to honor them. They also give tributes to them by making small replicas of what the person could have used when alive, or by giving ghost money. People from Mexico, Spain, and Brazil celebrate *Dia de los Muertos* (day of the dead) by having huge celebrations. They also have parades and create large ancestor shrines all around the city.

Here are a few ways you can honor your ancestors this season:

- Create an ancestor altar
- Make the ancestor tree provided
- Draw a picture of a favorite moment you had with one of your ancestors
- Look at pictures or home videos of your ancestors
- Make a rubbing of their tombstone

You can also use this time to honor beloved pets that have passed on. Did you know that in ancient Egypt, pets of the wealthy were given the same care and honor during their burial proceedings as people were?

A fun way to honor your departed pet is by making origami. Here are some sites with easy instructions.

<http://www.origami-instructions.com/origami-for-kids.html>

<http://www.origami-resource-center.com/easy-origami.html>

http://www.activityvillage.co.uk/origami_for_kids_animals.htm

(You may need to get your parent's help with this web site.

The instructions are easy, but the site was kind of hard to use. *

Keep scrolling to the bottom to find what you are looking for.)

The early Celts believed that during the dark hours of October 31 and November 1 the veil between the worlds of men and spirits was at its thinnest, as it is the evening of Beltane. During this time it is not uncommon for the spirits of our ancestors to cross the veil to check in on us and see how we are doing or to give us messages. This is also the time of the year when it is easier to spot fairies or sprites. It is traditional at these two times of the year to leave offerings for ancestors and fairies, to keep them happy and to show that you are still thinking about them.

Fairies and sprites can be quite tricky. It is not a good idea to follow them home or to walk through toadstool rings, especially on these nights. If you find that you have traveled to the fairy realm, you should not eat or drink anything they give you.

Use this card with the tree on page 10 to create your own Ancestor tree.

Ancestor: _____



Glad

I'm glad the sky is painted blue
And the Earth is painted green
With such a lot of nice fresh air
all sandwiched in between.

<http://members.tripod.com/paganparent-ivil/poetry.html#trees>

By: Mandi Aumann

Ancestor Tree! By: Lionfirestone

Color the tree and cut out along the outside line. With the help of your parent, find pictures of your ancestors and carefully tape them to your Ancestor Tree. You can copy and use the lined section on the previous page to write something about each ancestor.



Wormy's Review


By: Mandi Aumann



Hi kids! I'm Wormy! I love to read books. But even more than that, I love to share about books I've read! Each month, I'll be telling you about a book I've read. Each book will get a certain number of smiles:



Since I've read so many books, it's not easy to impress me this much! I save this rating for books I'd read again and again.



Most of the books I share will probably get this rating. These books are great stories and/or great pictures. These are books you may want to think about buying.



These books are you will want to read at least once.

Title: **The Stray Dog**
Author: Marc Simont
Illustrator: Marc Simont
ISBN: 0-06-02933-3
Price: \$1.95 used (Amazon); \$6.29 new
(Books-A-Million)
Rating: 😊😊



Summary: This is a cute story about a family who finds a stray dog at the park. Based on a true story the author heard from a friend, he gives a wonderful retelling with simple, yet realistic, artwork.

Wormy's Thoughts: The story is easy to read, and easy for all kids to understand. It demonstrates to kids how to be kind to animals. It is also a good opportunity to teach kids about ownership. While the dog in the story is truly a stray, and is adopted by the family, not all outdoor animals are strays.

I am reminded of a night a couple of years ago when my husband came home from work. A beautiful golden retriever trotted up the driveway and sat at my husband's feet. We kept him for about two weeks and put up posters searching for his owner with no success. We couldn't keep him, but we ended up finding him a home through our local homeschool group.

The point is that we teach our children that all animals are on this Earth with us and it is our responsibility to make sure they have homes and food. This book is a great window to that lesson.

School Bell—English

By: TristÅ & Lionfirestone

Touch of Vocabulary/Spelling

Use the following list for spelling and vocabulary as needed.

1. **Adept** - a person who is highly knowledgeable in a certain religion or magical art.
2. **Anointing** - applying herb or floral oils to the body in preparation for ritual or healing, mostly in Wicca.
3. **Curse** - an evocation or magical oath made with evil intent.
4. **Destiny** - one's future. A Greek God, uncontrollable by Zeus.
5. **Gaia** - a Goddess in Greek mythology; common name meaning earth itself.
6. **Heresy** - any religious teaching that is considered false to the most common doctrine.
7. **Imbas** - altered state of consciousness that some refer to similar to Summerland (there is also a group called IMBAS labeled a Celtic Reconstructionist group).
8. **Ju Ju** - holding supernatural powers (in Africa there are positions, amulets, talismans, rites, curses, and many other things this title refers to).
9. **Portent** - an omen related to future events.
10. **Reincarnation** - rebirth (not all Pagans believe)

Grammar Focus

Plurals

When using the word "God" or "Goddess" pluralizing is confusing. Let's break it down into two sections, general use and names. When using the word "god" or "goddess" to describe them in a general sense, plurals are "gods" or "goddesses". When using the general word, but in showing ownership, you will use "gods" or "goddess'". Words that end in an "s" only need the apostrophe added to the end.

For example, "The gods' blessings is upon them."

When using a proper name of a god that ends in an "s", like "Zeus", you will add the apostrophe to the end of the name, "Zeus'". This applies to both pluralization and ownership. If the name does not end in an "s", then you would add an "s" to pluralize (Gods) and an "'s" for ownership (Thor's).(Thor's).

Creative Corner

Describing your view is sometimes difficult. In the Pagan world, there are so many things that are left up to your view and visions to create, because they are different for everyone. Some examples of these would be: Summerland, Imbas, Otherworld, Underworld and tons of others.

Although these individual words seem to be designed where the interpretations are merely visual words, writing can enhance it. Try the steps below to bring more power to your vision.

1. Determine what word you will use. Be sure it applies to a path you are familiar with, even if it is not your path. If you are more adventurous, feel free to pick any path and find the word from it. (Imbas is an example of a good term).
2. Visualize this place in your mind, and remember what you see. It might be good to write a small paragraph or bullet statements describing your vision of the word you chose.
3. Do some research and find out all you can about the place as others view it. Read poems, stories, writings, books, etc...
4. Rethink what this place would be like, down to every sense; what would it look like, what would it feel like to be there, how would it smell, what would you taste when entering it, etc...
5. Write about this place using at least 2 forms of writing; story, poem, phrase, play, essay, report, etc... Be sure to use a lot of descriptive words and make your vision very clear in your writing.
6. When you are done, spend a few days reading your works and fine tuning them until they totally explain your vision.
7. Spend a few days away from your assignment and do not think about it at all. After that, compare your vision now with the one you wrote about in the beginning. Determine how writing affects the vision.

Writing Assignment

Use at least three of the words listed in the vocabulary section to write a one page summary of your favorite god or goddess. This will require some research on your part. Be aware of conflicting information when using the internet as your only resource. If possible I recommend checking out books on mythology from your local library.

School Bell—History

By: TristÅ

Pagan Person Highlight

Samuel Adams



Sam Adams, as he preferred to be called, held positions of many kinds. He is on the list of the founding fathers for this country.

He spent most of his life doing what he felt was right, and opposing the masses to do so.

He was a brilliant leader with a knack for pointing the right person to the situation that would allow them to shine. His was never given an exact title for the things he did, nor did he desire the spotlight.

He never claimed any religion, however, on the few occasions that he spoke of it, his words seemed to fit more to the Pagan world than the monotheistic one he was raised in.

He was one of the first in this nation to show that you could believe in the things you felt important and stand tall. He was the true common man that lived for a purpose. If today's men could only learn that lesson.

Cool Fact

In the beginning, time was grouped together, making things easier to relate to when talking about the past. The grouping would depend on the ruler, culture, religion, and other things. When the Gregorian calendar was created, this seemed to change, as with it came the introduction of centuries. A century is actually 100 years in length. When referring to time, there are two types of centuries B.C.E. (B.C.) & C.E. (A.D.). The century that you are in is usually ahead one number as to the numbers indicate: 2008 is actually the 21st century.

Time Line It

Comprise your own timeline using this month's events below derived from both U.S. and World history.

The Gettysburg Address was given
Berlin Wall Opened
The First Microsoft Windows was released
Holland Tunnel Opens to Public
King Tut's Tomb Discovered
Oklahoma was Admitted to the Union
First Inter-College Football Game was Played
National Child Safety Council was Founded
"The Hornet's Nest" Novel was Released
The Gramophone was Patented

Highlight Happening:

Boston Tea Party

In 1773, an event now labeled "The Boston Tea Party" took place. The event was strategically planned under the mastermind of Samuel Adams. It was an amazing step for the United States and a massive public rebellion.

The Boston Tea Party was the beginning of this country's freedom. The idea was a great one and ended up being successful, however, there were things that were very disturbing and unfair about it, as well. Taking a look at them and understanding them may aid us in moral education.

The Sons of Liberty were the culprits, however, they dressed as Native Americans to disguise themselves. The tea that was thrown overboard was actually Bohea tea, a type of black tea. It was in rugged form, so right away it began contaminating the water, and hurt much of the lives that called the Boston Harbor home. The small, minute pieces had lingered in the water, destroying more, long after it.

paganmoonbeams@yahoo.com

Creative Corner

Determine the birth dates for friends, family, and/or those you honor. Comprise a time line that places them into the correct century they were born. Use your time line to come to a group of conclusions about the century or centuries that several of them fall into. Some examples of things you might consider are: the personalities of the people in one century, the education level, their zodiac signs (maybe using several zodiac systems), dedication to certain religions, personal strengths and any other thing you come up with. It is best to explore more than one topic!

School Bell—Geography

By: TristÅ, Lionfirestone, & Mandi Aumann

GENERAL GEOGRAPHY

Plateau

A plateau is a highland that is flat. They are caused by many different things, including volcanoes, wind erosion, water erosion, and many natural causes, as well as man-made ecological structures and problems. Plateaus can be found on land and in water alike, which shows an amazing connection between the two as they work together to keep our world living.

- Take some time to find several plateaus in the country you are in, and at least 4 in countries you have never seen or visited and compare them.

Throughout history, the plateau has served a place in both life and in religion. Many cultures preferred the plateau over other forms of land to call home. Some religions and cultures alike have used the plateau as a place to operate important events. There are many religious ceremonies, journeys, passages of rite, and assignments that required one to climb or to use a plateau.

- Do some research into your own religious past, or that of the Pagan path to find a connection to the plateau and learn about it and the role that the plateau played in it.

* If you live somewhere close to a plateau visit it, spend some time there, see if you can connect to the ancient power it possesses. Sacrifice your own energy to mix with those of the ancestors that did the same years ago.

GLOBAL GEOGRAPHY

Country Facts

C **Cultures 2 Explore:** China is a combination of old and new. Some of the oldest known cultures in the world still exist in China today, as well as cutting edge technology. Chinese culture is also found throughout the world, in the form of small China Towns.

h **Nature Spotlight:** The Great Wall of China: Over 4,000 miles long, it has been maintained since the 6th century BCE. It is believed that, at one point, over 1 million men guarded the Great Wall of China. And, no, you cannot see it from space.

i **Lands Owned:** China covers 5,026 kilometers of the east Asian landmass, from the east China Sea to Vietnam. With plains, mountain ranges, inhospitable terrain, coastline, sunken basins, towering massifs, and the Tibetan Plateau.

n **Fauna Focus:** The fauna of China is well known for its uniqueness, China boasts more than 10% of all the world's vertebrates. In an attempt to preserve its unique wildlife, China established 1,146 nature preserves throughout the country. Some of China's most famous fauna include the giant panda, golden haired monkey, white-flag dolphin, red-crowned crane, and the south china tiger to name a few.

a **Flora Focus:** China does not have a national flower, but the Tree Peony (Mudan) has a special place in the hearts of the Chinese. Each year in April, in the city of Luoyang, they hold a 10 day Peony festival and trade show. Another favorite is the Plum Blossom (Prunus Mei).

Tongues

See how your name is written using the tool located here: <http://www.mandarintools.com/chinesename.html>

Here's a teen singing a Chinese song: <http://www.metacafe.com/watch/1016420/>

School Bell—Recess

By: TristÅ

Honor Tag

Game Specifics:

2 or more players

Equipment:

Area to run and play in

Game Prep:

1. All players must understand the meaning of honor.
2. A small hand game or random draw needs to determine who will be 'it'

Game Play:

1. All players, other than the player that is 'it', will stand in a circle no more than 20 feet in front of the person who is 'it'.
2. 'It' will give out a yell that it is time for play to start by a common command, such as 'go'.
3. Players will try to avoid being tagged by 'it' with a flat hand on arms. If tagged, they will become 'it'.
4. If player is in danger of being tagged, he/she will need to squat down and name off something that could be shown honor to (for instance; ancestors would be good, pencil would not). A good answer will allow that player to stay safe and 'it' to head in a different direction or go back to the starting point. A bad answer will cause that person to become 'it' or if playing with several kids, will have to sit down.
5. In each play, no name or object can be named off more than once.

Game Object:

If only two players are playing then a set amount of correct guesses will need to be reached by one of the players. If there are more than two players then the winner will be determined by the one who is 'it' the least amount of times. This game can also be played just for fun and no winner determined.

Games Skill of the Past

Acrobatics is one of the basic skills of the ancient past, especially from the Far East. China has been known since ancient times as an acrobatic country and the skills of those from that area are internationally known even in today's world. The present version of acrobatics is not much different than those of the past. Those who perform spend years training that requires a lot of concentration. Chinese acrobatics include acts of unusual balance, juggling, and even act out stories or display certain emotions.

In the past, there was a certain group of activities that could be seen in almost all acrobatic shows. It was the unique things specific to certain shows and/or acrobat that made the complete show. Most of the time that unique thing started with tools or props that was very handy to the artist.

Look around your area and find two of each tools and props. Work with them often and see if you can find your own version of acrobatic sport using them. Try to come up with at least three different things; one with a prop and one with two tools. Work with one part and two part actions. Make sure your idea isn't something that could really injure you and that it isn't actually impossible.

When you have figured out what you want to do, be sure to practice it until you have perfected it. When you feel comfortable with the acrobatic creations and your skill, both put on a show for your family and/or friends.

While you are trying to find things to do take a look at a few Chinese acrobatic routines of today and think about how hard these would have been with the primitive tools and items that were available in ancient times.

You can watch many different performers and acts in this circus video: <http://acrobatsofchina.com/en/video.htm>

School Bell—Recess

By: Lionfirestone

Ancestor Collage

For this activity you will need:

- To ask your parents or grandparents for pictures of your ancestors that you can make copies of.
- Make black and white copy machine copies of the pictures you will be using.
- You will also need a large piece of cardboard. The size of the cardboard needed will depend on the amount of pictures you have.
- A set of colored pencils
- Glue sticks and white glue
- Scraps of fabric or colored paper

- ⇒ With the help of an adult make black and white photo copies of pictures of your ancestors. To get a good picture of them you may need to enlarge the picture on the copy machine.
- ⇒ Use the colored pencils to color parts of the picture. Pick out highlights to color, leaving most of the picture in black and white.
- ⇒ If you need to, trim the picture copies so they look the way you want them too. If you have craft scissors they work great for this. The pictures do not have to be straight, square edges.
- ⇒ Lay out the pictures how you would like them to look on the cardboard. It is easiest if you can lay them out on a flat surface and then lay the piece of cardboard over them to make sure they will all fit on the cardboard.
- ⇒ Once you have your pictures laid the way you like them to look decide on the color of fabric or paper you want as the background.
- ⇒ Use the white glue to glue the fabric or paper to the piece of cardboard. Let it dry for at least 24 hours before you put the pictures on it. Feel the whole board, if any part of it is sticky or wet it is not ready for the next step.
- ⇒ Once your board is completely dry, use the glue stick to glue the picture copies to the board.
- ⇒ For an added touch you could frame your collage. You can put it in a store brought frame or you can make your own. You can use Fabric, decorative papers, old puzzle pieces, pictures you have cut from magazines, or most any crafting materials.
- ⇒ You could also add words to your collage if you wish. You can write on decorative paper, cut words from magazines or newspapers, or print things from the printer.

Now that you have your collage finished. It is time to make our game. There are a few different variations that you can use with this type of game.

On index cards you can write down different things that have to do with each ancestor on your collage, like a saying or gesture that each ancestor is most remembered for. The object of this game is to match the card with the correct ancestor. You could make other cards with birth places, nicknames, occupations, children or grandchildren. This game would be a fun game to play at family get togethers.

Family Variation

Use your collage with other members in your family or with close family friends by pulling it out when they are around or at family gatherings. Make it the center of fun as you have other family members and friends tell you about the people on the collage that you haven't had the honor of meeting. The stories that come from the elders will be the best, make sure they tell it to you several times!

School Bell—Elective

By: TristÅ

Health

Hygiene Zing

Keeping clean and fresh is a trait of all civilizations and cultures. Each have their own view of how often, procedure to follow, and items to be used. Try to incorporate Pagan knowledge of herbs and holistic values into modern subjects as they mold into a lesson in hygiene.

- Making soap with all natural ingredients can be an experience in its own. Learn of the steps it takes to make a cleanser. Use your creation in an experiment of how often to cleanse yourself for your desired cleanliness.
- Explore your own creations as you find a small hygiene problem of your own (acne, dry skin, dandruff, etc...). Become familiar with it and it's causes as well as the herbs and other ingredients (herbal dictionary) that might aid in it's cure. Be sure to check with an adult before using the ingredients to assure you are not allergic and that all of them are free for you to use. Make your own soap, shampoo, cream or other concoction to cure or aid the ailment of your choice. Understand that although you may be able to cure your own problem, everyone is different and it might not work for others.
- Practice keeping a clean face or hands using flower water. Learn the procedure to make the water as well as experiment with different mixes to find one that works best for you.
- Go outside and visit many gardens and/or flower shops to see which aromas you prefer. Try and use them to make a perfume, soap, shampoo or other hygiene tool. It may take several times to find your own scent because it will be altered when put on you as your own natural scents mix with it.
- Find the best time of day and place for you to practice daily hygiene by using process of elimination using the factors listed.

Eating History

When going over the food and healthy eating pyramid take the time to compare it to the one that was used in the past. Pay special attention to the health of your Pagan ancestors as they ate the diet of the time. Below are some things you might want to address and get your own wheels rolling of other important facts.

- Before processed foods there was no worry of cavities and other modern day eating problems.
- The changes in natural foods due to chemicals produced by humans.
- How water was fresh and could be obtained from rivers, lakes and ponds until modernization took place and humans interrupted Mother Earth's natural sources.
- The effect of commercial items replacing natural ones that were used in the past (mother's milk, imported herbs, etc...).

Cooking Thoughts

- Take some time to step back and look at what goes on in your own kitchen. When you do, look at it with more of a Pagan view.

- The act of using fire to cook with connects one with the God/Goddess.

- Cutting things causes it to take a new form. Forms can have meanings in themselves.

- The color, odor, shape and composition of items used in cooking have special properties and meanings.

- Each item used brings it's own magickal touch through it's properties now and the ones from which it came.

- All additives, especially herbs, add magickal properties.

- Some things that are used in preparing food affect the magickal view of the item once it has been prepared.

- As things are mixed together, their properties cross one another out. Some stand out, others fade. These create a new magickal DNA.

Mental Relaxing

Mental relaxing can be reached many ways for Pagans. Below is the beginning of a list for you to consider.

Meditation

Small Rituals

Nature Connecting

Relaxation Music

Cleansing

Astral Projecting

School Bell—Elective

By: TristÅ

Health

Religious Health

Health, as a whole, will contain everything that makes you feel and do your best. This does include your mental and religious health, although the religious portion of health may not be stressed as much as other aspects.

For religious health you need to:

- Be sure that you are happy in the religion that you are in
- Stay tight to your beliefs and incorporate them in as many decisions or actions that you feel necessary
- Turn to your religion when in hard times or facing problems

Spend more time looking at your dedication to your religion, instead of paying attention to how well others are in theirs.

Every individual has a unique religious belief of their own, even though they may fall into a 'category' or 'path' with a group of others. Spend some time with your religion, work with its practices, and learn more from it. Finding your individuality within your beliefs can be a fun and exciting experience. It can aid you in finding everyday happiness and great religious health.

If you don't have a religion, then find some to learn about. Stroke your religious health more with education and fun while on your adventure. Do not worry too much about having to 'own a religion,' concentrate more on creating a set of 'religious qualities' that are comfortable to you.

Food Description Game

Play a game that give you different views of your favorite food. Here is an idea of how it can be done, using my favorite food:

Scientific: Slab of lard on yeast sprinkled with tree bark

Magickal: blessings for prosperity and protection

Common: Cinnamon Toast

You can use as many names as you would like. This will be a great game to learn the connection of the magickal world and food.

Works well with memorizing the qualities of common foods too!



Physical Connection with Nature

When learning your body systems, think of nature and see how each area connects with it. Each living thing is made up of body systems that compare with nature eco systems, habitats and other complex nature topics.

First - Aid

There are many different forms of first-aid that can be used in many different ways. It is important to administer first-aid when it is needed. As a Pagan, the one most talked of is natural first-aid. Do not feel that you have to know or practice this type of care because there is nothing written in stone on the type of first-aid that has to be used for anyone. The best thing to do is become familiar with the different types of first-aid available so you are prepared for any situation, using the supplies handy.

Commercial First-Aid Kit

Get familiar with commercial first-aid kits. Understand their contents, as well as when and how to use them. In today's world, there are many times you will be in a total 'man-made' area and have no herbs, plants, or pre-made concoction made, where first-aid will mean the commercial supplies.


Natural First-Aid Supplies

Learn about local plants' and flowers' healing properties. Know them when you see them, as well as how to use them for emergency first-aid care. There will be times when you are in a total natural environment, where no man-made substances are handy to administer care. During these times, it will be overly important to know how nature can aid.


When at home and routine care is needed, it will be the choice of the one who is in control, however, you will be that person, eventually, so prepare yourself by learning your choices now.

Flashcards Courtesy of: [Sophia's Tiny Hands](http://www.sophiastinyhands.com)

www.sophiastinyhands.com


<p>2</p> <p>To sign EAST, first use your D-hand and make the letter E as in the picture. Next, move your hand in an easterly direction (to the right) across your body.</p>	<p>1</p> 
<p>3</p>	<p>EAST</p>

D = the dominant hand/arm. This is the most used arm and the hand you usually write with.


<p>2</p> <p>To sign SOUTH, with your D-hand make an S hand shape by closing your hand into a fist with your thumb over top of your fingers. This is the letter S. Beginning approximately shoulder-high, move your hand down as if going SOUTH.</p>	<p>1</p> 
<p>3</p>	<p>SOUTH</p>

Flashcards Courtesy of: [Sophia's Tiny Hands](http://www.sophiastinyhands.com)

www.sophiastinyhands.com

<p>To sign NORTH, use your D-hand and make a fist tucking your thumb under your first two fingers. This is the letter N. Beginning approximately mid-chest, move your N upwards as if you were heading North.</p> <p>2</p>	 <p>1</p>
<p>3</p>	<p>NORTH</p>

ND = the non-dominant hand. This is the hand/arm that isn't used as much.

<p>To sign WEST, first use your D-hand and make the letter W (three fingers up). Move your hand in a westerly direction (to the left) across your body.</p> <p>2</p>	 <p>1</p>
<p>3</p>	<p>WEST</p>

Middle Magic

By: Petra Lucas

Simple Rituals: Raising Energy

Everything in this universe is made up of energy. It makes sense, then, that we can give out energy and take it in. It might be in a different form to us, but we can still gather in the edges of the energy given out by the things about us. Have you ever gone into a room and felt the energy just bouncing around, and felt more awake with it?

In a ritual, we use energy to help us achieve our goals. By choosing carefully, we can find energy that is similar to the purpose of our ritual, and this will make our ritual run smoother. What kinds of energy can you think of?

How to Raise the Energy

Think about what you need the energy for. Will the type of energy work with that purpose, or against it? If you are asking a God or Ancestor for energy, will they approve of the use of the energy? If you are asking the Elements for help, are they harmonious with your purpose? For example, would you ask Elemental Fire for help with clean rivers?

There are many ways to raise energy. Here are just a few ways.

Chants and Songs - Have you ever sang a silly song and ended up laughing too hard to finish it? That is energy! By singing the song, you are putting thought and feeling into words. This energy collects in the song and fills the air around with the energy.

Dance and Movement - Ever notice that when you are feeling down, getting up and moving around can give you an energy boost? Getting up in the morning can be hard (especially on cold days!), but by the time we have got going, we have lots of energy. This is because moving around draws on our stored energy and gets it working. This is true in rituals. Our bodies store energy; dancing and moving in a thoughtful way releases that energy into the ritual.

Meditation - When we meditate, we pool our energy and use our imagination. Our imaginations can be used to give basic energy form and flavour. If we are doing a ritual to heal someone, we can use meditation to imagine them looking healthy and happy. We can use our imagination to give the energy colour that will have more use than simply having large amounts of basic energy to hand.

Calling on another entity for energy - this includes all the types of entities and energies listed to the right. In this case, you are asking to borrow someone or something else's energy. Think about what you want that energy for. Is it something important? Do you really need it? Also, remember that you are asking a favour and will need to give something back in return.

Remember: Only take energy that is freely given. To take energy is to abuse free will.

Types of Energy

Personal Energy - This is the energy we get from food and drink. We use it to do everyday activities, and this includes rituals. Many of the ways of raising energy come from our personal reserves.

Divine - This energy comes from the Gods and Goddesses we admire, or who have traits similar to those needed for the ritual. You can pick Gods or Goddesses or simply go for the archetypal God and Goddess.

Elemental - These are the same Elements we use to call a circle. They can be called together or separately. However, try to remember to keep a balance in your ritual.

Ancestors - Our family members that have passed can still send us energy, if you think the ritual you are doing would be something your ancestors would understand and appreciate. Ancestors can be more effectively called at Samhain and Beltane when the veil between the worlds is thin.

Planetary - We are part of a solar system. Each of the planets is made up of different energies which we can make use of in ritual. This also includes calling the Sun and Moon.

Universal - This is the basic energy of the universe. It can be called for almost any purpose, as it doesn't have a form or flavour yet.

Other - Remember, all things can send energy, even if they are creatures of the imagination. It takes energy to build things in your imagination, and that energy can be used in ritual too.

Remember - when you ask to borrow energy, you need to give it back with thanks!

Middle Magic

By: TristÅ

Writing Magick Pt. 2 of 3

Writing magickal works is something that most people do because they feel that if they write it themselves, it will have better results. It also personalizes the experience itself. You have probably been writing your own magickal works for a while now, and have pretty much mastered it. It is important that you never take anything you do in Paganism as ‘learned’ or ‘finished.’ Taking steps back and rethinking or learning about the new things that have been discovered, as well as stumbled on, can bring the best results and offer the best teaching, as well. A seasoned Pagan should know that lessons come to them when they need to learn it, but they must always search for knowledge because without it, the lessons will be overlooked. Although there are many different ways to approach writing your own magick, the basics will more or less be the same.

In this section, there will be no actual direction for you to write your own magick because that is an individualized art that could never be directed. Instead, the section will contain things to consider and reflect on when writing your own magickal works.

Specifics

When writing any works that will become actions you need to take many things into consideration. This is especially true when you are including actions into the writing (specifics of a ritual, ceremony, etc...). You will need to pay attention to the specifics, so be sure to think of all those. A small list is below, however, each situation will be different so this will merely be to get your motors rolling:

- Place (outside, inside, small area, etc...)
- Clothing (long robes, sleeves long, coats, etc...)
- Items Present (fire, altar, etc...)
- Participants (adults, young kids, many, few, etc...)
- Colors (candles, clothing, etc...)
- Order (to be done first, second, etc...)
- Before & After (meditations, procession, cleansing, etc...)

Working With Energy

You need to understand how energy meshes into any magickal work. Most people agree that energy is the root of the work as well as the outcome.

When writing: Be sure to put the required energy into the words. Listen to your intuition and feelings to assure you have the required energy. Re-read your work several times when you are in different situations and mind-set, to assure that it contains the correct energy needed.

When comprising: As you move from the written work to the schematic of the actual physical work, you will need to work with energy a different way. Take into consideration the specifics, and try to accommodate all of them together to create the needed energy. This might mean to add in things for focals, colors, and other things for focus, grounding and concentration of those present.

Importance Consideration

There is a certain level of importance you should put in all magickal writings that you compose.

- Write from your heart and allow the natural flow to create the feeling you have using words that duplicate the deep feelings that lead them.
- You are working with energies and need to be sure that they are strong enough to reach the goal you are working towards.

Not only do you need to pull in the importance of what you are writing, you need to consider the work you are creating. Some things will need to be stronger than others. Be sure to adjust the words, their meaning and the intent that they have.

- Rituals - high day rituals will require a little more than daily rituals would.
- Spells - Although all spells are in essence the same, their purpose is different and some will require more energy and attention than others.
- Personal Words - whether it be a diary, simple spell encyclopedia or other magical works that you are working on, each will require it's own level of importance and choice of words to accomplish it.

Young Pagans

By: Petra Lucas

Staying Smart After Dark

It's getting dark in the evenings now and for many of us (unless you live in the Arctic) we end up walking home at some point after dark. As Pagans we aren't taught to fear the dark, but there are some dangers we need to be aware of. The key is to respect the darkness, not fear it.

Simple things can be done to stay safe and not have any problems with angry parents in the winter evenings. If you reassure your parents that you can be sensible, then they won't worry so much and get on your case about it. Remember, be proactive. If you know you are going to be home late, tell your parents. If possible, give them a call before setting off home. Try and go with some friends.

If you do have to walk by yourself after dark, remember to stick to well lit areas. It may be tempting to take the normal short-cut home, but think about it, if the short cut is overgrown then how will you be sure of getting through safely? Some of us have jobs that take us out in the evenings. If you have a paper round then make sure someone knows your normal route with roughly how long it takes you. A lot of us have mobiles these days, try to remember to have it fully charged before going out. Carry your mobile in your pocket, don't be tempted to use it as a torch. It can attract the wrong kind of attention.

Finally, having taken the right precautions, enjoy the dark. These days night-time is something to fear. However, if we are smart then we can enjoy it. Have confidence in the darkness, even though you can't see as well, you will hear different sounds. The dark time of the year is a time for reflection. As you are going through the dark, think about where you are going and what you will be doing when you get there. How will you enjoy the light and company after the dark outside?

Some do's and don'ts to think about:

Do: Let your parents know where you are going and what time you will be home


Do: Give your parents a call when you are about to set out for home

Do: Carry your mobile, if you have one, and remember to have it charged.

Don't: Be scared of going out. Respect the darkness, but don't fear it.

Do: Listen to the different sounds that come at night.

Do: Enjoy the changes of the season and take time to reflect on your year.



KayBee's Duck!

In honour of the person who started this section, I have decided to make KayBee's duck the page Mascot!

Now all we need is a name and a motto.

Drop me a line with your suggestions to: petra@paganmoonbeams.com

Simple Happy Tip

Get enough rest. When you are tired, it is harder to feel happy. Go to bed early once in a while and feel the difference.

QUOTE

For safety is not a gadget but a state of mind.

~Eleanor Everet

Young Pagans

By: Petra Lucas

Some useful sites

Staying safe while going to and from school

http://www.suzylamplugh.org/files/pdfs/guidance%20pdfs/st_toandfromschool.pdf

Staying safe while walking

<http://www.suzylamplugh.org/files/pdfs/guidance%20pdfs/safetyonfoot.pdf>

MUSIC LIST

Bellawyck
Libana Chants
Mother Grove

~ONLY ONE EARTH~

Household products

Like it or not, there are some things that you can't recycle or reuse safely. You have to throw them away. The thing to remember is to dispose of them safely.

What you can do:

See if you can find replacements for the normal supplies so you don't have to worry about disposing of them, and talk to your parents about using the alternatives. Here are some ideas:

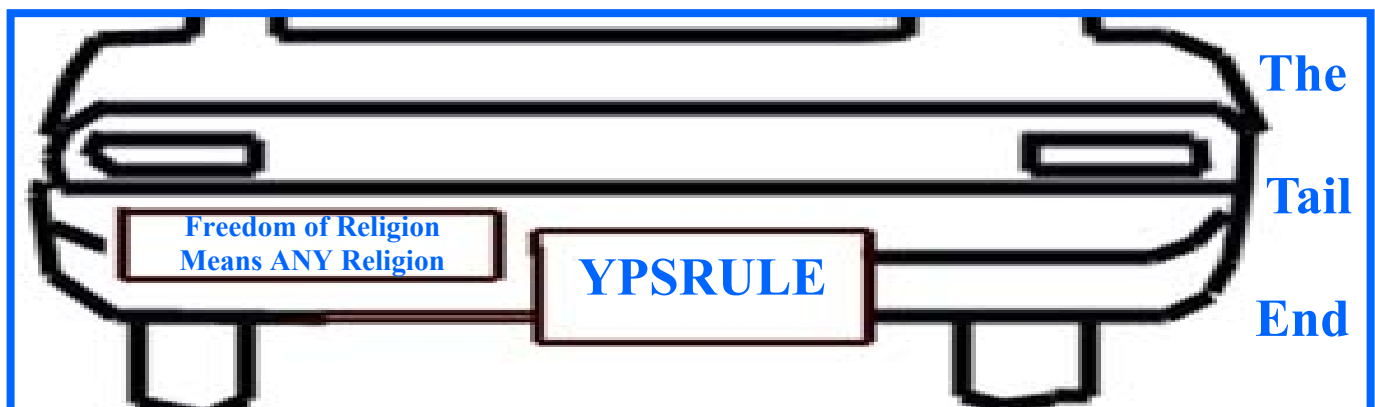
- Natural biodegradable cleaners from health stores, or 4 tsp. of baking soda in warm water instead of general-purpose cleaners
- Vinegar and salt instead of heavy-duty cleaners for surfaces
- One-half cup of white vinegar followed by one handful of baking soda instead of drain cleaners
- Biodegradable cleaners instead of harsh oven cleaners (For fresh spills, wet and sprinkle baking soda and scrub with soft nylon scrubber)
- Vinegar and water to clean walls, floors, and glass instead of special cleaners
- One teaspoon of olive oil mixed with juice of one lemon and one teaspoon of water instead of furniture polish
- Opening the windows or setting out an open box of baking soda instead of using air fresheners. Or, simmering cloves and cinnamon in boiling water.



~ONLY ONE EARTH: ACTIVITY~

Name three ways that each of these items can be reused, instead of throwing them away. (You can use the whole thing or only part of it.)

- Cardboard box
- Plastic milk carton
- Glass jar
- Wooden board
- Plastic bag
- Newspaper



Pagan Spotlight Section

By: TristÅ

Due to the wonderful comments received on the Pagan People page, it has been decided to expand this section in hopes to opening up more of the Pagan world one person at a time. It is important for you to not only learn about those special in the vast world of Paganism today and the past, it is also important for you to become aware of the great people that are in your area. This section will be dedicated to showing those special Pagans of the past, present, and future.

Take time out to read this important section, get out and meet people in your area that make a Pagan difference on a regular basis, and keep thoughts rolling as to how you can make your Pagan footprint on the world.

Pagan Biography

There are many famous and not so famous Pagans of the past. It is in hopes that readers and regular staff writers will focus on these important people.

- Do some research on those of the past and learn about how they helped to pave the way for the Pagan world as it is today.
- Keep up with those that have spent their life and/or made a major impact on the Pagan world. Make a point to learn at least one thing that is not posted on the page about him/her that interests you.

Pagan People

Explore the Pagans who are making their mark in today's world. Get to know those that you can have the privilege of seeing their work change the world.

- Do more than answer the research questions. Go beyond knowing their major accomplishments.
- Watch your local area and all the media forms to keep up with these special Pagans as they continue in their efforts.

Local Pagans

There are many people who have made an impact on the Pagan world right in your area. Take the time to get to know these people and share their accomplishments and plans. This section can focus on children or adults and everyone is encouraged to send in work to contribute!

- See how people are changing the world for Pagans one accomplishment at a time.
- Learn about different areas and what is offered in them from special people.
- Take note of the great things going on around you. Allow them to fuel your own creativity to aid in the community around you now and as you get older.

Help Sheets
(if needed)

Biography Checklist

Interview Questionnaire

Interview Checklist

Picture Information

The Pagan Spotlight section will operate on a trial basis and it's existence will depend on reader submissions!

Pagan Biography

Scott Cunningham

By Petra Lucas



Image from Wikipedia

Scott Douglas Cunningham

(June 27, 1956 – March 28, 1993)



Pagan Author

Cunningham practiced a fairly basic interpretation of Wicca, often worshipping alone, though his book series for solitaries describes several instances in which he worshipped with friends and teachers.

He also believed that Wicca, which had been a closed tradition since the 1950s, should become more open to newcomers.

Books

- 1980 - *Shadow of Love* (fiction)
- 1982 - *Magical Herbalism: The Secret of the Wise* (ISBN 0-87542-120-2)
- 1983 - *Earth Power: Techniques of Natural Magic* (ISBN 0-87542-121-0)
- 1985 - *Cunningham's Encyclopedia of Magical Herbs* (ISBN 0-87542-122-9)
- 1987 - *The Magical Household* (ISBN 0-87542-124-5)
- 1987 - *Cunningham's Encyclopedia of Crystal, Gem, and Metal Magic* (ISBN 0-87542-126-1)
- 1988 - *The Truth About Witchcraft Today* (ISBN 0-87542-127-X)
- 1988 - *Wicca: A Guide for the Solitary Practitioner* (ISBN 0-87542-118-0)
- 1989 - *The Complete Book of Incense, Oils & Brews* (ISBN 0-87542-128-8)
- 1989 - *Magical Aromatherapy: The Power of Scent* (ISBN 0-87542-129-6)
- 1991 - *Earth, Air, Fire, and Water: More Techniques of Natural Magic* (ISBN 0-87542-131-8)
- 1993 - *Cunningham's Encyclopedia of Wicca in the Kitchen* (ISBN 0-7387-0226-9)
- 1993 - *Divination For Beginners* (ISBN 0-7387-0384-2)
- 1993 - *Living Wicca: A Further Guide for the Solitary Practitioner* (ISBN 0-87542-184-9)
- 1993 - *Spell Crafts: Creating Magical Objects* (ISBN 0-87542-185-7)
- 1993 - *The Truth About Herb Magic* (ISBN 0-87542-132-6)



Scott Cunningham wrote for new comers to Wicca. His simple style of writing took often complex ideas and concepts and made them accessible to everyone.

As such, he has been an influential writer to many solitaries who have been unable to find covens or indeed who have no desire to practice in a coven. His work on herbalism is a practical handbook to have to hand and many magical herbalist consider his book to be an essential part of their libraries.

His writing has come under fire by many traditional Wiccans as he does not stress the importance of covens but instead expresses the opinion that magic is a personal experience and that what you as a person believes is more important than what you are told to believe.

His *Living Wicca* guides you through the steps needed to find out what exactly it is you do believe in. His work will live on through those of us who choose to practice in our own way.

Pagan People
Tony Taylor
By: TristÅ



A cherished experience: The first time the falcon came to him.

Tony Taylor is an author, founder, speaker, dedicated Pagan, and on the list of today's most influential Pagans. He found Paganism when he was a young boy and has followed his path faithfully throughout the years. He helped start one of the top three Druid organizations where he still resides as an Secretary, and holds the position of Arch-Druid on the Council of Elders. Now living in Georgia with his wife and cats, he continues his dedication to his beliefs and the world that follows along side them. Tony Taylor remains a common household name in the Pagan world.

The Interview

How long have you been a Pagan and what path do you follow?

I started my spiritual quest when I was around 12 years old. I had experiences in several Christian religions as well as some Eastern religions. In my early 20's I found Druidism. In the ensuing years, I practiced several forms of Druidism including helping to found Keltrian Druidism in the 1980's.

Were you raised in a Pagan home?

In the sense that "Pagan" can mean "non-Christian," yes. In my early childhood, I was raised by a single mom and my grandmother. Neither promoted nor directed me in any religious path. However, both were extremely tolerant and taught me to explore my own path.

Do you teach your children about Paganism?

I did. They were taught Pagan values throughout their lives. They attended Pagan festivals and learned about many Pagan paths. Neither are currently practicing Pagans, however, both walk in harmony with the Earth, have integrity and exemplify Pagan values of tolerance, humility, and wisdom.

What inspired you to contribute to the Pagan world in the way you have?

Having a vision of a world where narrow-mindedness is gone, where man lives in harmony with the Earth, and where people are happy has long been my desire. Working towards that vision should be what inspires us to all we do.

Pagan People
Tony Taylor
By: TristÅ

The Interview
(continued)

What is your favorite Pagan holiday and how do you celebrate it?

In the Celtic Tradition, there is no day as important as the day you were born. Without that day, nothing else would exist (for you). I believe in celebrating it well and encourage others to do so too. In the cycle of the year, all of the feasts are equally important. Because Beltane and Samhain are often celebrated with larger groups of people celebrating together, they are my favorites. Being able to celebrate with many others is always a joy.

What advice or message would you give today's Pagan kids?

Conformity is the death of your individuality. Find ways to resist the social demands to conform and the actions such conformity leads to – drugs, intolerance, and selfishness. Act with honor and integrity and the world will respect you. Walk with Wisdom, health, and Imbas.

Tony Taylor III

Research Questions

- In 2001 Tony and other Pagan leaders met in Indiana for the first of a great Pagan group event. What was the name of this event?
- What position does he hold in The Henge of Keltria?
- What branch of the U.S. Military did he serve in?
- What organization did Tony help start up in the 1980's?
- What was the title of the workshop Tony and Wren held at the Gathering of the Tribes 2008?
- Name a publication that Tony wrote or helped write.
- Name one other Druid organization that Tony is a member of and name the level or title he holds in it.
- He is an active force in the continued effort of having a symbol added to the VA gravestone list, what is that symbol?

Local Pagan Spotlight

Liz & Iris

By: Forest Moon

Contest Winner: Forest Moon Age:13



I interviewed local Pagans Liz and Iris. I was lucky enough to get to interview them and find out what they have done and what they plan to do for the Pagan community. We discussed their philosophies and the path that they follow. Liz and Iris have become very close to my family and have become a big part in my life, and the whole family. We love having them over also, including for rituals.

While neither one of them was raised in a Pagan home both of them feel they have been Pagans for many lifetimes. Liz was born in Philadelphia and was not raised in a Pagan home. She became a Pagan because while growing up, she loved to interact with animals, climb trees, and has a love of nature. Liz still loves to interact with animals, climb trees, and still loves

nature. Iris was raised in the desert of southern California and was also not raised in a Pagan home. Iris came to be a Pagan when she found the term “Pagan” to describe herself about seven years ago. When she was Catholic she always practiced her own worship to honor “The queen of heaven, Mary.” Iris’ path is to find truth wherever she can find it. Iris is also very close to the faerie realm and is deep in old books. Liz however is closer to the dragon realm.

While talking about different Pagan holidays, I asked both girls what their favorite Pagan holiday is. Iris’ favorite holiday is Beltane because that is when she met her soul mate, Liz. Liz and Iris like to celebrate it differently every year, and it always lasts longer than one day. Liz’ favorite pagan holiday is Samhain, but if Liz did not have to pick just one, every day is a holiday to her.

Iris says, “Life is an adventure, and the Goddess opens doors so that we can follow the path she's making for us.” She and Liz opened up a new age shop so people in the Pagan community could meet and connect. They didn’t just have a new age shop. It was also an art gallery and had a magickal library, with many rare and old books. They also started a monthly drum circle in our area for like-minded individuals. The magickal gallery opened in 2006, but just closed a few months ago. Even though they were sad to close their store, they were happy because they knew that they had helped the Pagan people in our community connect. They still have the drum circle, but now we all meet at each other’s houses. Liz said that her plans for the future are to always be true to the divine and her path. Iris became an ordained Priestess of the Sanctuary of Spectral Hearts, “a true sanctuary of living in peace with nature and all her children.” They purchased land for the sanctuary. They plan on having God and Goddess empowerment weekends to teach people how to work with nature.

What Liz and Iris love most about Paganism is the celebration of nature and that even though each person’s path may be different it is divinely perfect for each of us. I asked them both what message they would give today’s Pagan kids. Iris says to keep things in perspective and remember that the Divine is all around us. They both recommend to be true to yourself and go outside and explore nature. For kid’s just exploring the Pagan path, they say to read everything that you can, but remember everything you read or are told is someone’s belief and it’s ok if they are different than your own. Both say to go outside and play and listen to the Faeries!

Local Pagan Spotlight

Ocean

By: Raven Moonshadow



As a parent of a Deaf child, it has always been important to me that my daughter fully understands what is happening around her and that our lines of communication always remain open. As a Pagan parent who is raising her children on the path, complete understanding and communication remains incredibly important. I recently had the opportunity to interview Ocean, a Deaf High Priestess that I met on my quest to find the signs or concepts in American Sign Language, to be able to share with my daughter to increase her understanding and awareness. It was quite a pleasure to interview Ocean, and I sincerely appreciate her taking the time out to graciously speak with me and answer my questions. I hope, through this interview, that each of you will learn something new.

The Interview

How long have you been Pagan and what path do you follow?

I began seriously studying and practicing the craft in 1981, when I moved to Madison, Wisconsin after college. Madison was a major center for Paganism back in those days; in large part due to the existence of Circle Sanctuary right outside of the city as well as its strong Women's Community. I haven't been back to Madison in years, but I believe that strong Pagan existence there continues to this day. I was dedicated to the Goddess in 1981, initiated in 1982, and then in 1983 I decided to begin the serious year and a day training, which culminated in my being ordained as a High Priestess in 1984. To the best of my knowledge, I am the first and possibly only Deaf woman to achieve the rank of High Priestess here in the United States. My training was predominately Wiccan, with some Shamanic influence. Over the years I have met many different teachers, learned about different paths and traditions, and broadened my interests, so that today I consider myself an "Eclectic Pagan." Overall, I consider myself pretty ecumenical... I see aspects of various religious paths that I can agree with – Christianity, Judaism, Muslim, Hindu, Buddhist, etc. etc. I think it's up to each of us to make our own choices as to what path feels right to us. One size does not fit all.

Where were you born?

I was born in southern Indiana, on the banks of the Ohio River. I grew up going to hearing schools, and then attended Gallaudet College (now University) where I received my BA degree in Psychology. Since then I've been something of a gypsy, traveling around to different states. In fact, I'm now packing and preparing to move out to the West Coast.

Were you raised in a Pagan home? If not, what inspired you to become a Pagan?

I wasn't raised in a Pagan home, per se... but I do think I was raised in a home that kind of set the tone for my future decision to follow the Pagan Path. My mother was raised in a Catholic home, but was no longer practicing Catholicism by the time I was born, and I was never baptized in the church. My father came from a non-Catholic family and never attended church himself. I guess you could say I grew up in an agnostic home, if anything. My father was a "good ole country boy" who grew up with a love for the outdoors and nature, and so much of my childhood involved such – hiking, camping, gardening, etc. My Grandmother Beach was said to be a "witch," although I'm not sure if she ever really used the term herself. However, she did practice folk magick, and used a lot of natural healing methods, etc. throughout her life. She was the family historian and she researched the family history way back to the 1500's. Her writings do suggest that there was a "magickal" trend in the family tree, although I would be hesitant to say that I am a hereditary witch. Grandmother Beach died when I was very young, so I never learned anything from her.

I think a big influence in my decision to follow the Pagan Path is the fact that I come from a family of strong, independent, outspoken women who for the most part were "born before their time." One of the things that attracted me to Paganism was its strong focus on women and on the Divine Feminine. That and its focus on nature... which was always another major presence in my life.

Do you think that being deaf makes it more difficult to follow a "traditional" path or does it allow for a more creative flow?

Local Pagan Spotlight Ocean

By: Raven Moonshadow

The Interview Continued

Hmmm... good question, for which there is no easy answer. It's difficult to come up with one general response, because like most communities, the Deaf Community is diverse – while its members may share of common characteristic of being deaf, they can vary widely in their backgrounds, their education, their skills and abilities, etc. Thus I think the answer to this question really depends on the individual. There are some deaf individuals who do in fact follow a traditional path, while others prefer to strike out on their own

First of all, I think there is a trend in general within the Pagan Community that is leaning away from strict adherence to traditional paths of Paganism. I'm seeing more and more Pagans who are describing themselves as "eclectic" and showing an interest in the blending of various paths, as opposed to labeling themselves as being strictly Wiccan, Druid, Shaman, Asatru, or whatever. Even for myself, while my formal training was Wiccan and I consider myself such, I do hold a strong interest in other paths such as Druidism, Shamanism, Heathenism, etc. Furthermore, within the Wiccan path I see less and less emphasis on the following of specific traditions, such as Gardnerian, Alexandrian, Strega, Dianic, or whatever. This is not to say that such traditions no longer exist, or that there are no covens training their students in such traditions... certainly there are. But I think there is a greater freedom to explore different paths and traditions than perhaps existed twenty, thirty, or forty years ago. To begin with, there are a lot more resources and a lot more information available to the general public today than there was back then. There's a whole library of books to choose from and of course, there's the internet... which has greatly impacted on the Pagan Community and helped to change the whole dynamics of the community over the last ten to fifteen years.

The internet has been one of the best things to happen to the Deaf Community in terms of making both information and communication more accessible to us. And for those Deaf individuals who desire to explore Paganism, it gives us a way to do so that didn't exist in the past. For example, Deaf individuals can now study in one of the many on-line "witch schools" that have popped up all over the internet, and participate in various e-groups, chatrooms, and so forth. Even I myself have taken advantage of some of these on-line programs to further my own study of different topics within Paganism. However, the quality of such programs can vary widely... and they do have their limitations. I think there are some dangers inherent with becoming strictly a "CyberPagan." The internet can be a great thing, but if you are depending on it totally for your study and practice of the Pagan Path, then you're missing out. It's gotta be balanced with some real-life experience, which means getting out there and interacting with others on a similar path.

This is where it gets tricky for Deaf Pagans. Even if there is a coven or group in your area that practices the particular path that you're interested in and is taking on new members/students, the odds are that it probably isn't accessible. I've been practicing the Craft for close to thirty years now, and I've never come across a Deaf coven. Even those that are accessible to the Deaf are far and few between. I am aware of one in Tennessee (OldeForest) and I'm sure there are others that I am not aware of, but overall trying to find a coven, circle, or group that is able to provide the communication access and the understanding necessary to work successfully with a Deaf member is a big challenge.

In my own experience, most of the deaf individuals I have met who were practicing or at least studying Paganism tended to come from hearing backgrounds (such as being late deafened, coming from hearing families, attended hearing schools, or something along these lines) and/or had strong literacy skills and thus the ability to master English. This is important, because generally there is a lot of reading involved when it comes to studying Paganism... and even more so if you're studying as a solitary or have limited access to Pagan groups. It's important to recognize this fact, because for many Deaf individuals English is in fact their second language, and they may not be fluent in it. Thus, they may not have the competency to be able to fully comprehend what they are reading. There have been many times when I have had to translate into American Sign Language some complex topic in Paganism in order for a Deaf individual to fully grasp its meaning. This is what really worries me – at a time when we are already seeing a flux of "do-it-yourself witches" who are basically the products of reading one or two books and researching the web without having any real contact or training with a flesh and blood Pagan Elder to help explain concepts and provide the wisdom and guidance that can make all the difference in a person's full understanding and appreciation of the deeper aspects of our path... how can we expect a Deaf person to do any better?

So yes... I do think it is more difficult. On the other hand, in some ways I also think it's easier. There is a certain level of "spiritualness" that exists in being Deaf that I think lends itself very well to the whole concept of Paganism. I see a lot of parallelisms between Deafhood and Paganism, and it is this very thing that fascinates me and which I hope to study and write about more in the future. I think both are very "experiential" – they base their existence upon what one experiences,

Local Pagan Spotlight Ocean

By: Raven Moonshadow

The Interview Continued

and those experiences often serve as the basis for what one thinks, feels, believes, and practices. We often talk within the Pagan Community about “that which cannot be told” – not because it’s necessarily some big secret... but because the experiences defies any true description in mere words. By the same token, to try and describe Deaf in mere words is equally challenging – it’s something that you have to experience to fully understand.

I do think that for this reason, it is easy for Deaf people to tap into that “inner source” and use it as the basis for an exploration of their own spirituality. That exploration may or may not include Paganism. But when it does, I do think that it takes on its own special traits, fueled by those experiences. And yes, I do think Deaf people are a creative bunch who will channel that creativity into how they practice their spirituality. Certainly for myself my practice of Paganism is going to be somewhat different from what my hearing counterparts practice. I think Deaf Paganism is a tradition unto itself.

5. The Deaf Community is relatively small, as is the Pagan Community. Have you been able to reach out to bring both communities together, and if so, how?

I have always considered a large part of my own spiritual calling to be the bridging of these two communities. I identify myself as both... I’m Deaf, and I’m Pagan. Both communities are important to me, and as such I feel it’s important to help them to better understand each other.

I’ve always been a pretty outspoken Deaf individual who didn’t shy away from educating people about deafness/Deafhood, and I have been doing that pretty much from day one. When I first moved to Madison and began getting involved in the Pagan Community, several of my fellow Pagans took sign language classes in order to better communicate with me – a few of them even went on to become interpreters, or at least to become pretty fluent in the language. I was the first Deaf person in the Madison Pagan Community to seriously study the Pagan Path.

I recall back in around 1983 or thereabouts I attended a presentation given by well known Pagan leader Starhawk, author of the classic publication “The Spiral Dance.” She actually had an interpreter up on the stage next to her during her presentation, for which I shall always be forever grateful. Afterwards, we held a large public ritual with over one hundred people present. During the ritual, Starhawk started leading a chant: “the earth, the water, the fire, and the air... return, return, return.” My interpreter and I started signing it, and then the next thing I knew everyone in the circle, including Starhawk herself, began copying our hand movements and there were over one hundred people signing this chant. That was a really powerful and moving experience. I then saw Starhawk again several years later at a Pagan conference, and she asked me to teach the signs for that chant again at the opening ritual. I had several people tell me afterwards that was one of the big highlights of the conference.

For most of my Pagan life I thought I was the only Deaf Pagan on the planet, and it wasn’t until around twelve years ago, when I got my first computer, that I discovered other Deaf Pagans out there. We are out there... but we’re a pretty widely scattered bunch. Discovering there were others prompted me to get involved with an internet group that later came to be called Deaf Pagan Network. I was quite active with this group for a couple of years, and served on its Council of Elders. I’ve since left the group, but I still maintain contact with a number of individuals whom I first met there – both deaf and hearing.

Over the years I have attended a number of Pagan gatherings and events where I quickly became known as “the Deaf Witch.” I even represented the Deaf Pagan Community at a Pagan Leadership Conference held a few years ago in Virginia. I’m a little more careful about advertising my spiritual beliefs at Deaf gatherings and events – not everyone in the Deaf Community is accepting of Paganism. However, I have discussed Paganism with certain Deaf individuals, and for the most part people have been pretty understanding and accepting. I even read tarot cards for a nationally known Deaf leader, who told me “you’re pretty darn good at this stuff!”

I now operate a blog site known as Deaf Pagan Crossroads (www.deafpagancrossroads.com) where I continue to try and serve as a bridge between the two communities, and a place for those who consider themselves members of both. It’s a website where I post my writings and sometimes those of others as well, as part of my ongoing efforts to educate the Pagan Community about deafness/Deafhood, and educate the Deaf Community about Paganism. One of the neat things about the blog is the many commentaries that are left by my readership...both deaf and hearing. Sometimes I think the comments are more interesting and more thought-provoking than the posts themselves.

Local Pagan Spotlight Ocean

By: Raven Moonshadow

The Interview Continued

I have a picture on my blog that shows the sign for “connect.” That’s what I see it as being all about – making those connections. So far, it seems to be working... I sure hope so, anyway!

Do you find that there are many “special needs friendly” groups, events, or other avenues within the Pagan Community?

First of all...I need to get on my soapbox here, so humor me for a minute or two.

I’m not real crazy about the term “special needs.” I understand it, I understand the rationale behind it, and I suppose on an intellectual level I can accept it. But on a more emotional level, the term makes me squirm... not only because I’m not sure that it applies so well to deaf and hard of hearing children, but because I’m not sure that it’s a label that I feel comfortable with using, period. I think that ALL children – heck, all people for that matter – are special and we all have needs. Some are basic needs that are commonly shared amongst all of us; others are needs that might be specialized to certain groups within the human population; yet others are unique, individualized needs that pertain to a specific person...child or adult. I think it’s important that we pay attention to those needs and strive to fulfill them whenever possible.

It’s also difficult because it tends to lump all children who are perceived as having some sort of “disability” together into one single group and giving them what we believe to be a polite, politically correct term – “special needs children.” This, in my humble opinion, just creates more problems than it solves. It assumes that if you understand one disability then you must, by default, understand them all. I might be an expert on deafness, but I would never presume to claim that I’m an expert on “special needs.” I don’t know what an autistic child might need, or a blind child, or a child who uses a wheelchair. And yet, in many mainstreamed programs, the educational needs of such children are often lumped together under the label of “Special Education” – which is often supervised by an administrator who may know diddly squat about many of the disabilities s/he is assigned to oversee. This is particularly true when it comes to dealing with Deaf Education.

It’s complicated by the fact that many within the Deaf Community, who identify themselves as Deaf, do not see themselves as being disabled, and often feel they have little in common with other disability (or special needs) groups. The Deaf Community often feels it has more in common with other cultural groups, such as foreigners who come here from another country and thus speak a different language and may have different customs, beliefs, social norms, etc. And yet, we are rarely viewed in this light by the general public, and are consistently lumped with other disability groups and defined by our impairment...seen as being hearing impaired people rather than as Deaf people. “Hearing Impaired” is in fact a term that is generally detested by the Deaf Community. And yet, I am frequently surprised by the number of folks who seem to go out of their way to avoid using the word Deaf...as if it’s a dirty four letter word. They will come up with every other term in the book – hearing impaired, hearing challenged, non-hearing, etc. etc.

Okay...getting off my soapbox here. Take a deep breath, Osh.

Getting back to the question – I don’t know that I’m able to speak in regards to how accessible the Pagan Community is to persons with other disabilities, but in regards to how friendly it is to the Deaf Community...

I think that really varies depending upon the particular individual(s) you are referring to. I’ve seen some groups within the Pagan Community who have truly gone out of their way to try and make their rituals, gatherings, events, etc. accessible to me and other members of the Deaf Community, and to try and make me feel welcomed. By the same token, I have seen others who basically turned their head the other way and gave me the cold shoulder when I tried to reach out and express my interest and explain my needs.

As harsh as this is going to sound, and I’m sure it will piss some people off...the Pagan Community doesn’t always practice what it preaches. We in the Pagan Community like to pride ourselves in being welcoming, accepting, open-minded, and all that jazz... but we have our share of narrow-minded jerks just like any other group. Sad but true, there are going to be people out there who are going to cop an attitude whenever you try to tell them something they don’t wanna hear, or teach them something they don’t wanna learn.

This is especially hard when you are Deaf, and you’re trying to help people get a sense of what being Deaf is all about and also trying to advocate for your needs. The harsh reality is... people are ignorant when it comes to understanding deafness, or

Local Pagan Spotlight Ocean

By: Raven Moonshadow

The Interview Continued

Deafhood. They just don't get it, and they never will. It's like the poem says – "You Have to Be Deaf to Understand." But that doesn't mean that you can't at least make an effort to try and see things from my perspective, and appreciate where I'm coming from.

The biggest challenge for me as a Deaf Pagan is finding those Pagan groups, events, etc. that are accessible in terms of linguistic/communication issues. While I am fluent in English and can speak and lip read, my preferred language is American Sign Language, and my preferred mode of communication is manual-visual...i.e. sign language. Finding those groups within the Pagan Community where there are individuals fluent in ASL or those events willing and able to provide sign language interpreters is an on-going issue.

One big barrier is money – many of these groups operate on shoestring budgets and rely heavily on volunteers in order to put on their events. They don't have the bucks to hire qualified interpreters if the need should arise. Even when they do, finding individuals with the appropriate skills and the understanding of Paganism and the terminology used in order to accurately convey the message in a comprehensible manner can be problematic.

But in the end, it all boils down to attitude. All the money and all the human power in the world ain't gonna amount to much if you're not willing to meet me (or any other individual with "special needs") halfway. If you're not willing to keep an open mind, to listen and to learn, to recognize and respect that we are the experts in regards to our own situations and our own needs... then you're not going to get far.

I could go on and on regarding this subject, but I think I better shut up for now!

7. Can you tell us about your efforts to bring Pagan terminology to ASL vocabulary? What could the Pagan community do to help or aid you?

First of all, I would like to spend a bit of time clarifying a few things about American Sign Language... also known as ASL.

First of all, ASL is a language... it's not merely a communication system. It's not English spoken on the hands. It has its own grammar and syntax. Like any language, it takes time, practice, and commitment to learn. Don't think you can just take up a class and in a few hours learn how to wave your hands about gracefully. There's a lot more to it than that.

There's no such thing as "Pagan Sign Language." Deaf Pagans in the United States do not use Pagan Sign Language, they use ASL. They develop signs for Pagan vocabulary based upon ASL concepts, but we don't use a whole different sign system. For example, the sign I use for Pagan is based upon the ASL sign for "religion", but I use a P handshape... thus representing the idea of Paganism as a religion in its own right.

Developing Pagan signs is not easy, because we don't really have an established Deaf Pagan Community that can come together regularly to discuss and develop such signs. An interesting comment was left to one of my posts at Deaf Pagan Crossroads by a Deaf (and Pagan-friendly) reader:

"In my search for deaf pagan resources, it's been a frustration to see that most of the inquiries I see on the net aren't necessarily for Deaf Pagan teachers or resources, but inquiries about signs...

I've just finished reading an article by MJ Bienvenu (a well known Deaf leader and college professor) in which she says English words that are jargony eventually find their way into ASL after signers find ways to use them (evolution of language at its best!).

The constant inquiries I see about ASL signs for words like "solstice" tell me that there are people who are needing to sign these words to other people, whether in conversation or ritual. But that we haven't found this ASL resource tells me we're not being public enough — at least, public in a way that pagan terminology can be owned and disseminated by Deaf Pagans."

I think this pretty much sums it up. We're not public enough, and we're not community enough that we have reached that point where Pagan terminology – or signs, as the case might be – can be owned and disseminated by Deaf Pagans. And until that happens, I'm not sure how successful any kind of widespread attempt to develop a Pagan ASL Vocabulary is going to be.

Local Pagan Spotlight Ocean

By: Raven Moonshadow

The Interview Continued

Certainly I have developed a vocabulary of signs that I use for conversation or ritual. But that doesn't mean that every Deaf Pagan out there uses these same signs. Truthfully, I would love to get together with other Deaf Pagans and/or ASL-fluent individuals to discuss and brainstorm such signs. While I have had a few such conversations over the years, they have been few and far between, simply because such opportunities just don't pop up in my life very often. I'm hoping that my upcoming move out to

the West Coast will give me more opportunities to meet other ASL-fluent Pagan and Pagan-friendly individuals so we can truly begin to explore this whole idea more seriously.

I get a lot of emails and a lot of comments from people who want to learn Pagan signs. I am thinking of creating a video blog ("vlog") that I can then post at Deaf Pagan Crossroads in which I share some of the signs that I myself use, and hopefully be able to use the internet as a medium for further discussion on this topic, and invite others to share signs that they use and discuss how we can in fact develop, own, and disseminate such a vocabulary.

At the same time, I am curious as to why some of these individuals want to learn such signs. It's one thing if you're Deaf yourself, or an interpreter/fairly skilled signer and you have a need/desire for such knowledge in order to accurately convey Pagan concepts in ASL; hopefully to a Deaf individual. It's a whole different ballgame if you simply want to "learn some Pagan signs because I think it would be really cool, and so I can sign an invocation at our next ritual." That's a nice thought, but is it really being respectful of ASL and the Deaf Community that utilizes this language on a regular basis? Something to think about.

Frankly, I would be more impressed with an individual who learned how to sign "Hello, my name is Raven and I would like to buy you a cup of coffee and practice my limited signing skills" than I would someone who can show me how to sign "Pagan, Witch, Goddess, Spirit, Merry Meet and Blessed Be."

I think one important thing that the Pagan Community can do is to become more knowledgeable about American Sign Language, and more knowledgeable about the Deaf Community itself. There's a lot of good websites out there for learning more... one place to start is the National Association of the Deaf at www.nad.org

8. What is your favorite holiday, and how do you celebrate it?

Hmmm... I don't know if I have an actual favorite, to be honest. I think each of the eight Sabbats is special in its own unique way, and has something to teach me as part of its role in the ever changing Wheel of the Year. However, I am an October baby (my 50th birthday is coming up towards the end of the month), and Fall is my favorite time of the year, so I guess I would have to say that I do enjoy Samhain. I don't do the trick-or-treating or costume thing though... I tend to spend Samhain relatively quietly, celebrating it in a more reverent way as a night for honoring the spirits of my ancestors and others who have passed beyond the veil. I do enjoy carving pumpkins, though. I'm also partial to Yule, particularly to all the different meanings and traditions associated with the Winter Solstice. I did a whole series on Yule for Deaf Pagan Crossroads last year, which was pretty well received.

Actually, I have done posts for all of the Sabbats at Deaf Pagan Crossroads – sometimes they involve writing up rituals, sometimes they involve explanations of the Sabbats, sometimes they're just writings related to that particular holiday. They can be found by checking out the Sabbats under the "categories" list.

I don't know that I have any "special" routine for celebrating the Sabbats. Sometimes I celebrate them in a group ritual, but more often I tend to celebrate them alone or with a small group of friends. Celebrating could include such things as drumming, chanting, invoking the spirits via sign language or non-verbally, and so forth. Usually there's some mead drinking involved as well!


Puzzled Up

By: Mandi Aumann

World Countries Word Search

A U S T R I A S L N
 C R O A T I A E W O
 M A C A U O U N X R
 V A J Q N E M E Y W
 U V A L J Y Z G P A
 S C G A Q O O A N Y
 E C U A D O R L Q I
 M P A I B M O L O C
 A I N A Z N A T Y L
 G U Y A N A L T O P

Columbia
 Austria
 Tanzania
 Senegal
 Yemen
 Ecuador
 Guyana
 Norway
 Croatia
 Macau



Clip art provided by FCIT: <http://etc.usf.edu/clipart>

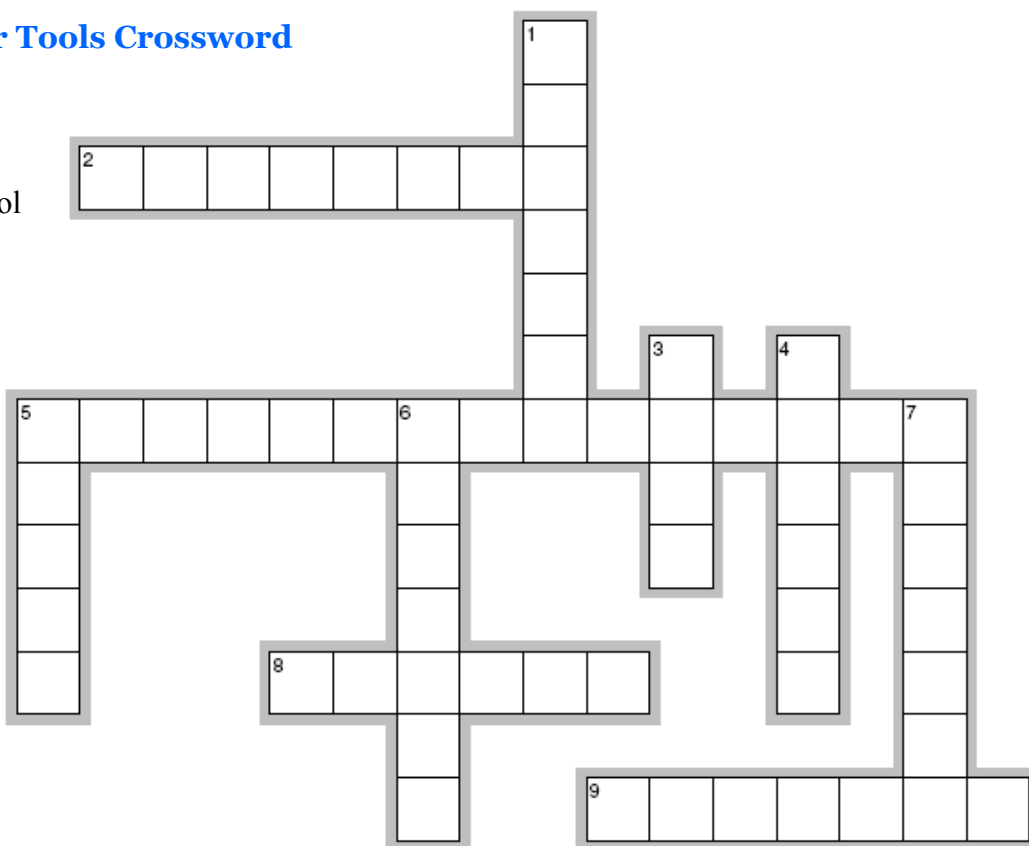
Altar Tools Crossword

Across

- 2. cast-iron water symbol
- 5. ritual book
- 8. ritual dagger
- 9. symbol for air

Down

- 1. used for light and symbol for fire
- 3. symbol for earth
- 4. sharp-edged knife for cutting
- 5. ritual broom
- 6. air symbol
- 7. used to represent deity



Word Bank

- Candles
- Cauldron
- Book of Shadows
- Besom
- Feather
- Salt
- Incense
- Boline
- Statues
- Athame

EclipseCrossword.com

Sun God / Goddess

By: TristÅ

The Sun is a powerful thing that controls a lot of our life. The God or Goddess that controls it in any manner can be just as powerful. Because the sun is a major part of our lives it has been something that has proved an amazement for almost all cultures. It is almost impossible to cover the vast amount of information for each and every Pagan sun God/Goddess because there are so many. The major pantheons will be addressed: Greek, Roman, Egyptian, Norse, Celtic, and Native American. Please take the time to learn in depth about your own pantheon as well as becoming a little familiar with the other Pagan pantheons.

* If you follow a path that we don't address and you would like to see something on it just drop a line and we will do our best to add it!

Paganmoonbeams@yahoo.com



Quick Sun Worship Facts

By: Lionfirestone

- Some Australian tribes believe the sun is an Emu's egg that was thrown into the sky
- In Egyptian Lore the sun is believed to be a great golden boat that came from a golden egg laid by a Nile goose
- In some parts of Central America the sun is regarded as the home of the dead
- In Norse mythology the sun was projected in the heavens from the land of fire, Muspelheim
- Hindus believed the sun was the great eye of Mitra or Varuna
- In Muslim lore the sun is seen as the guardian of princes and financiers

Control

In ancient times people learned from nature about some of the power that was held by the sun and those that controlled it. People later began the study of science and many of the sun's control was found and proven. Since this time, science has made many new discoveries that seem to always find that the sun controls more. Things the sun or God/Goddess give us are:

- Seasons
- Day & Night
- Color
- Light
- Warmth
- Our bodies' energy (from it's effects on the food we eat)
- Weather

* I am sure you noticed that some of the things listed here are not controlled by the Sun's God/Goddess in your chosen Pantheon. In this case, the sun God/Goddess has an impact on those that control things related to him or her.

Honoring the Sun God/Goddess

Each generation, culture, and time have had their own unique way to show respect and honor to the God/Goddess of the sun. In primitive times it was found that people would give sacrifices, built monuments, and give offerings to the god of the sun. Today, each area and culture have their own way to continue this age old tradition which includes offerings, rituals, fasts and many involve fire and/or candles.

You and your family also have your own way to connect and show respect to the sun God/Goddess that you believe in. Make a special point to hold these honors sacred and take them with the most seriousness.

No matter the path you walk in life, remember to keep the sun an important part of your life because without it you wouldn't be able to survive. Be sure to light a candle or show respect in your own way during the Solstice's and Equinox's, giving the sun the honor it deserves while it keeps a look over the world as it changes.



In most cultures the sun is viewed as a male aspect, however, in the cultures that view the sun as a female aspect, she is just as powerful as her male counterparts.

Pantheon Focus

By: TristÅ & Lionfirestone

Every two months a topic will be covered in whole by the pantheons; Greek, Egyptian, Norse, Celtic, Roman, and Native American. Because the pantheons were introduced and/or studied through time, views and information within them have changed. While you are reading the pages in this section there are a few things we would like for you to keep in mind. Each pantheon's information can be found below and it should be read before you begin in depth studies of any specific pantheon.

Remember these main facts:

- Even though a certain pantheon believes specific things about a God or Goddess this doesn't mean that you have to use those avenues to believe and/or connect with them. The God and Goddess will reach you in a way that will work best for the two of you as one individual.
- Even though a set of Gods and Goddess' are usually presented together does not mean that you have to follow each and every one of them. Within most pantheon's there are many different Gods and Goddess' that are connected with the same thing so you do not have to follow a complete set. The ancient Pagans didn't. This is why there are differences in the pantheons to begin with. There are also people that connect with Gods and Goddess' from different pantheons. When it comes down to it, you will go with those that connect or call out to you. Those are the ones that need you and/or are to direct you in your journey through life.

Greek Pantheon

The Greek pantheon has stayed very constant over the centuries. This is largely due to the tradition of oral or verbal passage of the god and goddess stories, ancient Greek literature, and art. Understanding this we will cover the original pantheons worshipped by ancient Greeks and throughout the ages.

Roman Pantheon

The Roman pantheon contains a tremendous number of Gods and Goddess', as well as, some that have changed in name. This is because the ancient Romans seemed to have allowed culture, rulers and surrounding areas to influence the names of their Gods. In this section, the most well-known Gods and Goddess' known in this pantheon will be covered.

Norse Pantheon

Norse pantheon is a collection of gods and goddess'[from the northern Germanic tribes. Norse mythology remained mostly unchanged during the Christian movement. This could have been due largely to the fact that the Norse gods and goddess' were based on real people. Unlike other cultures, Norse gods were mortal and had to eat.

Celtic Pantheon

The Celtic Pantheon, and the Gods and Goddess' that comprise it is quite vast. The major factors that separate the individual Gods are time period and physical location. For the most part, during this series the main Gods and Goddess followed during time periods will be covered. It will follow the three time periods that Lady Gregory presented.

Egyptian Pantheon

In the Egyptian pantheon there are over 70 Gods and Goddess'. It would be extremely hard to cover each and everyone. Great effort will be taken to cover in depth the most well-known Gods & Goddess' and small notes recognizing the lesser known ones as well. The information will also be from the most common stories and information available.

Native American Pantheon

There are many tribes and beliefs that fall into this category. Although it will be impossible to cover all of these variables, the major beliefs will be combined into common practices. A list will also be presented with the names of the most common Gods and Goddess for the major tribes.

Throughout your studies of the Gods and Goddess' within any pantheon, it might be in your best interest to regularly consult and/or discuss the material presented with your parents and/or another Pagan adult. You may want to do your own research as well. Opinions and information will not always agree, so you will need to do some personal inner research to find the correct way from within and guidance from the Gods themselves.

Celtic Sun God

By: Lionfirestone

The Celtic pantheon is comprised of deities from the Irish, Gaul, early Germanic peoples and small tribes from Britain. You may notice that the Celtic Gods seem to be extremely similar to other deities, even more than normal. This can be attributed to the cross over of cultures. The common bond between these cultures was the Celtic language.

Much of the Celtic pantheon was lost during the Roman invasions and the conversion to Christianity.

Lugh Topics

Lugh's World:

Lugh is the son of Ethlinn and Cian, the god of medicine.

Before Lugh's birth, an oracle prophesized to his grandfather, Balor, that he would be killed by one of his grandchildren. To keep this from happening, Balor locked up his daughter, Ethlinn, in a tower to keep her away from all men. However, Cian managed to get into the tower and Ethlinn later gave birth to triplets.

As soon as Balor heard of the birth, he ordered the triplets to be thrown into the sea. Each infant was wrapped heavily in cloth. Somehow Lugh fell from his wrapping and was saved by the Sea Goddess. She raised Lugh in secret and when he became a man, he went to live with the people of the Goddess Dana, later becoming their King

History:

Lugh is the god of Light and the Sun, and of crops. King of Tuatha De Danaan.

We celebrate him during Lughnasadh.

He is believed to have many talents and skills.

The Names of

Lugh

Lliu

Llew

Lamfhada

Myth Topic

One of the most famous stories of Lugh is told in the Battle of Magh Tuiredh. Lugh travelled to Tara, the hall of the kings. It was a tradition of Tara that only those with talent could enter the great hall.

When he arrived at the gates and was met by the gate keeper, Lugh was not allowed to enter. He first had to prove he had a talent that was in need by the king.

Lugh went through his long list of talents, and to each he was told by the gate keeper the talent was not needed. Finally, at the end of Lugh's list of skills he asked the gate keeper if they had anyone who could do all of Lugh's skills at the same time. The gate keeper was forced to respond with a no, and Lugh was allowed to enter the gates of Tara.

If you choose to use the terra cotta doll found on page 9 in the Dec '07, some ideas are below:

Dressing God

Lugh has always been portrayed as being eternally youthful, handsome, and strong. He is full of energy and vitality.

Some believe he was a mixture of Cernynnis and Pan.

His sacred symbol is the spear, yet he was believed to be a very compassionate God.

Native American Sun God

By: TristÅ & Mandi Aumann

The Native American pantheon consist of more God/Goddess or Kachinas coming from so many regions, cultures and tribes making it impossible to make a steady list. There are a few that will have the same position in different tribes and go by a different name, however, the changes in the two will not allow them to be combined. The Native Americans are actually very private about some parts of their religion and both new and ancient titles and sexes of those worshiped are vast and sacred, all effort has been taken to provide information without toying with the sacredness of those who follow this path

Sun Spirits Day Control and Watchers

The World:

The sun overall controls each day and acts as a judge to all that live on the earth. The weather will be the determining factor as to how the living is to be treated that day. The sun controls this by shining too much to bring more warmth than needed for the earth or not shining enough leaving the earth and it's inhabitants to feel the coldness.

History:

Since the beginning of time, people have recognized the power of the Sun. Native Americans, especially, recognized that the Sun was needed to provide food and warmth. The yearly cycle of the Sun was greatly revered and celebrated. When days were longest, native peoples celebrated the great harvest that would come in the fall. When days were shortest, they mourned the light and celebrated its return.

One Son who Walks the Sky

When the sky was made of darkness there was only a chief with two sons. Each son had his own name; the older son 'One who walks all over the sky' and the younger son 'Walking About Early'.

The younger son became sad because all that surrounded him was darkness. After careful thought, he made a bright mask which he began to carry with him as he walks around the sky. The mask is so bright that it brings day to the world below it. At night he will rest right around the horizon. As 'One Who Walks all Over the Sky' snores sparks fly from the mask making stars to help brighten the night also.

After seeing the great feat that the older son had made 'Walking About Early' became jealous. He decided to do something special to show his father also, so he mixed fat and charcoal together. Walking About Early spread the mixture on his face and makes his own walking path which he continues to this day.

'One Who Walks all Over the Sky has become known as the Sun. The Moon is the title now given to 'Walking About Early'. Together they make our world brighter.

Quick Sun Spirit Facts

- Almost all tribes had a symbol for the sun.
- The sun is considered very important in all tribes.
- A Mayan legend spoke of a hummingbird being the sun in disguise.
- There is a story where the Sun actually takes the roll of a toy as two great women, one in the east and one in the west play ball with it.

Sun

There are several Native American Goddesses that bare the name "Sun". They come from different tribes and have different myths, however, they are all powerful and worshiped to this day.

The Cherokee is one tribe that has a goddess named Sun. According to folklore, Sun disliked men and tried to kill them. Men attempted to kill Sun with a rattlesnake, but the snake bit the daughter instead. Sun hid away and the earth was cold and dark. Men finally brought her out and made her smile again with singing and dancing.

Inuit tribes tell another tale of Sun. A sister and brother lived in a village. When the sister discovered her brother breaking into her hut, she ran off into the night with a torch. He followed with a glowing stick. They both rose into the heavens and continued running.

The Names of Goddess

Malina
Unelanuki
shakaru

The Names of Gods

Tawa
Shakuru
Menahka
Akycha
Tshanoai

Roman Sun God & Goddess

By: Lionfirestone

The Roman pantheon is a combination of the traditional Roman gods and gods from the cultures conquered during the Roman invasions. Romans realized early on that it was easier to create loyalty in those they conquered when they assimilated their gods into the existing religion. In the study of Roman deities, it is often difficult to identify the original Roman deity because of this assimilation process. It is my goal to give you the most accurate information pertaining to the original Roman deities.

God

Origin of Sun Worship: To the ancient peoples of Rome, the sun was vital to all life and existence. Too much or too little sun light would harm crops and farming. The ancients did not know, as we do today, that the sun would rise and set as part of the normal cycle of nature. So many festivals and sacrifices were made to honor the sun and keep it happy.

History:

Roman - Sol or Mithras or Sol Invictus; Persian - Mithra, sun god , protector of soldiers, god of war. (Understanding it is presumptuous to say Romans had their own sun god.) The sun god of Roman culture had many personas. He was viewed as a young god who killed the primordial bull Guesh Urva, or as bull-god whose marrow and blood was a sacrament. It is believed that Mithra was born fully formed from a rock. Some stories claim he was the twin brother of Ahura Mazda. In other stories, he came down to earth on December 25th to relieve the suffering of man kind, afterward returning to the heavens. His weapons are the mace and arrows; his animals are the boar or bull. Some historians also believe that the Romans assimilated Helius for their sun worship.

Mithraic Mysteries

Sun God and Goddess

Sol was seen as the god that drove the sun chariot across the sky each morning. He was important to farming and crops.

Mithra, or Mithras, on the other hand, was believed to be born from a rock. He emerged as a full man and killed the primordial bull to bring forth life on earth.

Aurora is the Roman Goddess of dawn and sunlight. She travels across the sky each morning to announce the arrival of the sun.

Aurora, Sol, and Luna are siblings. In some versions of her story she is the mother of the four winds.

There is very little mythology about Aurora. However, there are many paintings of her by various artists.

The Names of God

Sol
Mithras
Sol Invictus
Mithra

It is believed she is the counterpart to the Greek Goddess, Eros.

Roman soldiers viewed Mithras to be such an important deity they created a religion based on him during the 1st to 4th centuries CE. Mithraism was an initiatory religion and not based on any type of text.

If you choose to use the terra cotta doll found on page 9 in the Dec '07 issue, some idea's are below:

Dressing the Roman Sun God

Each aspect of the Roman Sun God has its' own characteristics. One feature that is constant throughout is the fact that he is depicted as a young man.

Sometimes he is shown wearing a flowing robe in which the inside is patterned with stars.

He is also shown either riding a bull or slaying a bull.

Magickal Touch

By: Mandi Aumann

What is Magickal Touch?

This section is dedicated to finding ways in our daily lives of incorporating our beliefs. A pagan life is one of symbolism and mysticism. We recognize and celebrate the emotions and memories that daily life holds for us. A bed is not just a bed—it is a mystical place of dreams, peace, and togetherness. Everything in our lives holds new meaning when we open our eyes to the emotions and energies around us. How can we bring that to our magickal lives? Join me as we explore the magickal energies we awaken every day.

Trait of Month: Air

Herbs: caraway, chicory, dandelion, fenugreek, lavender, maple, marjoram, mint, mistletoe, parsley, rice, sage

Appliances: fans, vacuum, hair dryer, clothes dryer, air popcorn popper

Colors: pale yellows and other pastels

Rooms: laundry room, screened-in porch, breezeway (hallway with doors at both ends), upper level rooms, any east-facing windows


Direction: east

Activities: vacuuming, drying, cooling/heating, cleaning windows & screens, cleaning fans

Food: birthday cake (or any kind of cake), puff pastry, soufflé, steamed foods, green beans, yellow foods, green grapes, jelly, popcorn

Drinks: coffee, juices, wine, light colored teas

Item of the Month: Broom



Traits: male energy, cleansing, purification, healing (with dustpan: yin yang, energy in balance)

Element: earth

Deities: Aer, Aether, Amun, Ilma, Pak-a-a, Shu


Direction: east

What Makes a Broom?

With so many modern conveniences available to us today, many people may not own a broom. So what makes it count? Some families may have a wooden besom for ritual purposes, but there are many things we can use to replace

the standard household broom. Any tool that uses the sweeping motion can be considered an air tool and a substitute for a broom. Here are some examples you might want to consider:

- ◇ Feather duster
- ◇ Dust mop
- ◇ Brush
- ◇ Whisk broom
- ◇ Dustbuster
- ◇ Paintbrush
- ◇ Electric fan
- ◇ Paper fan



Herb Focus: Blackberry



Color: Blackberry bushes are very brambly. The stalks are very thorny and the leaves grow in threes. The berries start out green and then transition through deeper shades of red until they are ripe and appear a deep reddish, black color.

Location: Blackberries grow wild throughout the temperate Northern hemisphere, which includes the Americas and Europe.

Healing Properties: All parts of the blackberry plant can be used for healing. Blackberry has been used to treat sore throat, bleeding gums, diarrhea, psoriasis, gout, intestinal upset, laryngitis, sores on the body, menstrual cramps, insect bites, sunburn, scratches (including those from the bush itself), and recently studies are being done to treat certain types of cancer.

Magickal attributes: Sacred to Brigid, used in money spells. The vine is used in protection spells. The Blackberry is a plant of Venus in Aries. It is taboo to pick Blackberries near Imbolc.

Latin Name: Rubus fruticosus or Rubus canadensis

Blackberries have a high content of anthocyanins and tannin. As well as a high content of Vitamin A and Vitamin C. It blooms from mid to late June and the fruit is ready for harvest in July.

The juice has also been used for ink and hair dye.

Lore

- It was believed that creeping under the blackberry bramble would prevent disease.
- Blackberries collected during the correct phase of the moon could be used as a charm against evil things such as negative energies, psychic attacks, and harmful writings.
- Blackberry bramble was highlighted in the stories of Sleeping Beauty, Rapunzel, and Brer Rabbit.
- It was believed that walking through the natural arch of the blackberry bramble would cure burns, boils, pimples and other skin ailments.

*** As with all natural medicinal items and purposes, be sure to check with a parent before using.*

Mineral Focus: Turquoise



Color: Turquoise is blue to green in color.

Chakra: Throat, helps you articulate emotional issues and speak clearly from the heart

Healing Properties: Mental relaxation, confidence, nervous tension reduction, attunement and physical balance. Attracts plenty and prosperity.

Magickal Properties: Attracts love, luck, money, friendship, and protection against evil.

Element: Earth

Turquoise is one of the official birthstones of December and the Planetary stone for Aquarius, Taurus and Sagittarius.

Animal fetishes were made of turquoise and placed in the tombs and graves of loved ones to seek the protection of the animal represented.

Native Americans tipped their arrows with turquoise to ensure an accurate shot.

The ancient Persians believed that Turquoise bracelets that changed color prophesized impending death or doom. Turquoise is worn by horse riders and pilots for protection.

Turquoise Care

- Turquoise is a soft and fragile stone.
- It can be affected by chemicals, sunlight, and acids from the skin. Apply perfumes, makeup, hairspray, and sunscreen before putting on your Turquoise
- Turquoise can also be affected harshly by airtight containers.
- Turquoise should be stored by itself and cleaned often with a soft cloth.
- Prolonged exposure to the sun is not recommended.
- Some turquoise stones are sealed with a bonding agent to help strengthen the stone and protect it from chipping.
- Do not use commercial jewelry cleaners on Turquoise

*** Crystal Healing is an acquired art and shouldn't be practiced without parental permission and/or guidance.*

Correspondence Journal

By: Lionfirestone

The Chinese Zodiac

The Chinese Calendar is a circular Lunar calendar. Each animal represents one lunar year of the 12 year cycle. The animal symbols repeat every 12th moon cycle.

There are two main legends about the Chinese Zodiac

One legend claims that because the early peoples of China were having a difficult time remembering the 12 years of the zodiac cycle, they asked the gods to assign animals to each year so everyone could remember. The animals then argued over who should be first. The gods challenged the animals with a task. The animals had to cross a river to see who would be first. The Rat climbed on the Ox, waited until they were close to the river bank and jumped making him first and the Ox second. The very lazy pig is last.

Another variation of this story involves a cat. The rat and the cat were best friends and the cat always woke up late, so he asked the rat to wake him in the morning so the two of them could arrive early. When the rat woke in the morning, he was so excited that he forgot to wake his friend. When the cat finally arrived, the selections had already been made and he did not get picked for the zodiac. To this day, the cat tries to eat the rat every time they meet.

The other version of the story says that when Buddha left the earth, only 12 animals came to say goodbye. As a reward to those animals, Buddha named each of the 12 years of the Chinese Zodiac after them. Again their order was based on when they arrived.

Some people also believe that the animal order of the Chinese Zodiac originated during the Han Dynasty (206 - 220) and related directly to the 12 time periods of a day:

- The first period is 11 p.m. to 1 a.m., when the Rat is busy looking for food
- The second one is 1 to 3 a.m., the regurgitation time of Oxen
- From 3 to 5 a.m. Tigers are fiercest while hunting prey
- From 5 to 7 a.m. The jade moon Rabbit, from folklore, was diligently grinding medicinal herb with a pestle
- From 7 to 9 a.m. Dragons were believed to hover in the sky creating rainfall for the people
- From 9 to 11 a.m. Snakes leave their burrows
- From 11 to 1 p.m. the Horse is vigorous and the day is flourishing
- From 1 to 3 p.m. Sheep that ate grass at this time of day would grow stronger
- From 3 to 5 p.m. Monkeys become energetic
- From 5 to 7 p.m. the Roosters return to their roost
- From 7 to 9 p.m. Dogs are dutiful as they guard entrances
- From 9 to 11 p.m. Pigs are sleeping soundly, all is quiet

Animal Traits

Rat— Imaginative, charming, witty, quick tempered, over critical, opportunist, alert, delicate, flexible, energetic. Rats would succeed as writers, publicist, critics or sales persons.

Ox— Leader, conservative, methodical, good with your hands, chauvinistic, demanding, honest, patient, stubborn, poor communicator. Oxen succeed as surgeons or hairdressers.

Tiger—Sensitive, powerful, stubborn, hotheaded, rebel, virtuous, able to feel great love. Tigers would be great bosses, explorers, race car drivers or matadors.

Rabbit—Social, affectionate, pleasant, obliging, sentimental, superficial, merciful, cautious, conservative. Rabbits are good lawyers, actors, diplomats, business people.

Dragon—Enthusiastic, honorable, popular, foolhardy, a big mouth, intelligent, gifted, perfectionist, demanding. Dragons are good artists, priests or politicians.

Snake—Wise, charming, romantic, deep thinker, guided by intuition, hate procrastination. Snakes would be best as teachers, philosophers, writers, psychiatrist and fortune tellers.

Horse—Hard worker, independent, intelligent, friendly, warm hearted, selfish, cunning, egotistical. Most successful as adventurers, scientist, poets or politicians.

Sheep—Charming company, elegant, artistic, complainer, pessimist, materialistic, kind hearted, economical. Would be great as an actor, gardener or beachcomber.

Monkey—Intelligent, clever witted, magnetic personality, well- liked, flexible, opportunist, distrustful. Monkeys would be successful in any field they choose.

Rooster—Hard worker, shrewd, decision maker, honest, boastful, dreamer, flashy dresser, extravagant. Would be happy as a restaurant owner, publicist, soldier or world traveler.

Dog—Dependable, honest, faithful, worrier, fault finder, sharp tongued, courageous, dexterous. Dogs are excellent business persons, activists, teachers or secret agents.

Pig—Great companion, intellectual, goal setter, follow through, sincere, tolerant, honest, naïve, materialistic, lazy, clumsy. Pigs are best as entertainers or lawyers.,

UK Holidays

By: Petra Lucas

Bonfire Night

5th November

“Remember, remember
The fifth of November
Gunpowder, treason and plot!
We see no reason
Why Gunpowder treason
Should ever be forgot!”

On 5th November 1605, a man called Guido (Guy) Fawkes was found in a cellar under the Houses of Parliament with numerous barrels of gunpowder. He was arrested and confessed to being part of a plot with Robert Catesby to blow up King James the First, his ministers and Members of Parliament when the King officially opened Parliament for the year.

Guy Fawkes and his co-conspirators were Roman Catholic, and King James I was a Protestant. The men felt that King James was treating the Catholics unfairly, and decided they needed to get rid of the King in order to get a monarch who would treat them better. In those days, Kings could pass decrees which became part of the law. Before James became king, England was ruled by Elizabeth I. During her reign, England was threatened with war by the Spanish. In order to unify the people of England, she began to pass decrees which made it hard to be a Catholic. Elizabeth was a member of the Church of England, also known as Protestants, which was founded by Elizabeth's father, Henry VIII. Elizabeth thought it would be best to unite people under the Church of England. The laws even went as far as to execute people who appeared to be Catholic or in favour of Catholics. When James became king, people thought he would be more tolerant of Catholics, as his mother had been Catholic. It was hoped that he would undo some of the laws which made it hard to be Catholic. In fact, James was also a Protestant and agreed with the laws already in place. Their hopes of being able to openly be Catholic dashed, the Gunpowder Plot was born.

In 1606, Parliament agreed to make the 5th November a day of public thanksgiving and since then it has been celebrated with bonfires and fireworks to remind people of what nearly happened.

On Bonfire Night, a straw man is made, called a Guy, and is taken round the houses to raise money for local people. The Guy is then set on the fire to burn while people watch the fireworks. Traditional food for this night is potatoes baked in foil in the bonfire, with hot soup to warm the people watching. In some places, a thick, hard, dark treacle toffee is made to eat along with apples dipped in toffee.

National Tree Week

26th November to 7th December

First mounted in 1975, National Tree Week is UK's largest tree celebration, annually launching the start of the winter tree planting season. National Tree Week is a great chance to do something good for your landscape. Trees and bushes keep the soil from being washed away by rain and winds. Planting a tree is also a small step towards reducing the amount of carbon dioxide in the atmosphere, helping return the Earth to a natural balance.

The Tree Council's goal is to make trees matter to everyone. It works towards:

- More trees, of the right kind, in the right places
- Better care for all trees, of all ages
- Inspiring effective action for trees



To find out what events are going on in your area go to:

<http://www.treecouncil.org.uk/?q=node/43>

BBC Children in Need

Appeal Night: Friday, 14th November

Every year, since 1927, the BBC has broadcast an appeal to help children who are living in poverty, or have problems which make it hard to achieve their potential. This evolved into today's television appeal night, with celebrities and everyday people working together to raise money.

There are lots of ways to get involved. Check with your local library to see if they have any events planned. You could even have your own event. Go to <http://www.bbc.co.uk/pudsey/> to find out how you can join in. There are ideas for raising money, and games to play as well.




For a printable calendar of this month's Pagan dates, download from here: Link Here:<http://pagancalendar.co.uk/>

USA Holidays

By: TristÅ

For a great keepsake calendar, color the cover image, and attach above the printable calendar linked below!

Nov. 3 National Sandwich Day



On this special day try playing a game.

Cut strips of paper and get two containers that you can put the strips on after you write on them. Each set will go into one container.

Set 1

On each cut piece of paper write a topic (ritual, writing devotional, etc...) and then list all the steps in correct order to reach it.

Set 2

Make a list of things that you like to put on a sandwich. Be sure to only put one item on each sheet of paper.

Fold up papers in each set being careful not to mix them up and then put them in the correct container.

When it is time to eat draw a paper out of the jar containing set 1 and open it up in front of you. Count the number of items for each step remembering the first and last steps will be the bun top and bottom. Also draw a paper out of the set 2 jar. Lay out each item listed from the set 2 jar in order of the sandwich.

As you comprise your sandwich try to memorize the list with each ingredient. You can not put any condiments on until you have the list down and can recite it quickly as you put together your sandwich. Reaching this goal may take many times practicing by remaking the same sandwich over and over. The wild sandwiches you end up with by randomly picking ingredients will make things fun as well.

November Cool Facts

- Sadie Hawkins Day is Nov. 10 and celebrated all over. This holiday can find it's one and only root in a comic strip.
- Dunce Day is Nov. 8 when the day is dedicated to the dunce hat. The hat is commonly known as a symbol of being dumb, but it's roots come from a scientist who gained popularity with the hat as a tool which would aid in gaining intelligence.
- Indian Pudding Day is Nov. 13. The holiday and dessert have both been accented by and for the U.S. Thanksgiving. The pudding itself was a favorite of the colonist, and it should have been because they made up the recipe and the ingredients had nothing to do with America or it's inhabitants.



U.S. Capital Building

November 17, 1800 the U.S. Congress held its first session in the U.S. Capital Building.

Do a search on the internet or local library for pictures of this building. Look closely at the details this structure has. As you are checking it out see what symbols you find that resemble religions and try to determine what these symbols mean.

Go just a bit further and graph your findings separately.

For a printable calendar of this month's Pagan dates, download from here:

<http://paganmoonbeams.com/pdfs/MBPaganNovCal.pdf>

International Holidays

By: TristÅ & Mandi Aumann

Drum Month

November is [International Drum Month](#), so let's learn a little about drum circles. Drum circles are any event where people get together with drums and play together rhythmically in a circle. They are used to build a sense of community, spirit, and well-being. Dancers may be in the center, or the circle may be smaller without dancers. Drum circles can be found both in ancient times and today's world. There are many cultures and religions that include and encourage drum circles and it seems to continue to spread as the knowledge of them are increased.



Drum Beats

Most drum circles do not operate with sheet music. It is more important to join in or accent the beat. For songs that are written or regularly played a beat will be comprised.

The beat consists of letters, each with a given action. The letters tell which hand to use (dominant or non-dominant) and are mixed in with symbols that show when to rest and the speed to be used. The letters and symbols together make a beat easily understood by everyone.

Both just adding to the beat and the written letter/symbol methods are part of an ongoing debate. It is believed by some that the sounds of a certain beat should be learned and memorized, keeping drumming sacred. Others believe that writing down beats is acceptable and allows drumming to become more wide spread and that it takes drumming from the past into the present times.

Get Into It

The best way to learn about and feel the power of a drum circle is to visit one. Calling local new-age stores and/or reading their social boards will let you know of regular meetings. Most events include a drumming circle.

1. Take notice the power of the music produced.
2. Movement will grab your attention and empower you whether it be from dancers that have joined in or just the way the drummers hands move to create the sound
3. The mood and concentration of the people that are there.
4. The feeling of freedom as everything takes you over.

Most all drum circles encourage extra players and welcome them easily if you are interested in joining for a few songs. Most of the time they even have extra instruments for walk-ins to play. If it feels like something you would like to pursue, feel free to talk to other members about regularly playing with them.

Make Your Own Drum

While some drums can be expensive to buy, you don't need to buy traditional or ethnic drums to have your own drum circle. Here are some ideas for creating your own drums:

- You probably have an entire chorus of drums in your kitchen already – use pots, pans, and mixing bowls. Experiment with the different tools in your kitchen to see which ones have the tone and sound you like.
- You probably have some other effective drums moving through your trash can. We've used empty oatmeal canisters, Pringles cans, peanut containers, large "tin" cans, paint cans, 5-gallon construction buckets, etc. Basically, any kind of container that is closed at one end and open at the other can be used as a drum.
- If you want to make your own drum, experiment with different materials to place over an empty tube or bowl. Some suggestions for the beating surface are electrical tape, imitation rawhide, several layers of plastic wrap, Press 'n' Seal plastic wrap (easier to work with), etc.
- You can find directions for making your own rawhide drum, Native American style, here: <http://www.aaanativearts.com/article378.html>
- Here are directions for a frame drum with parchment paper, and your own steel drum: <http://www.satisfied-mind.com/make/drum.htm>
- This site has instructions for making an African style dumbek: <http://www.kinderart.com/multic/dumbek.shtml>
- Another great website with detailed instructions for making your own conga drum: <http://danmahony.com/conga.htm>. WARNING: These instructions are very involved.



Learn 2 Drum

<http://www.alternativeculture.com/music/rhythm.htm>

<http://www.newview.org/salem/rhythm.html>

Pagan Resources

There are many Pagan resources for kids, however, they seem to be hard to find. Below is a small list of the ones we found for you to check out. If you know of others or want your own listed here feel free to email us!

PaganMoonbeams@yahoo.com



Grey School
of
Wizardry



Meagan Stories



ANCIENT LIGHT

Challenge for the mind, fun for the hands, joy for the soul



To The Parent

By: Mandi Aumann

Astrology for Parents—Part 3

Welcome back! In September, I started a series of articles introducing the idea of using astrology as one of our parenting tools. In October, I discussed the basics of astrology. This month, we'll be talking about ruling planets and cardinal points, which I like to call ruling elements.












If you recall, the sun sign indicates the position of the Sun in the sky at the moment of birth. This is the sign typically used for horoscopes in newspapers and on the Internet. A person born between June 20th and July 21st, for example, is a Cancer. Someone born between March 19th and April 18th is an Aries. Some great overviews of the sun signs can be found at http://astrology.about.com/od/signsofthezodiac/The_Zodiac.htm.


Now, when considering these personalities, the ruling planet of the sun sign and the ruling element can give you additional clues to your child's innate personality. Each sun sign has a planet the "rules" it and is assigned an element. The chart at the right shows which planets and elements rule the signs. The charts at the bottom also describes the traits of the ruling planets and elements. So, let's put this all together.


My son is a Sagittarius (Fire), ruled by the planet Jupiter. He is constantly on the move and looking into new things. Due to his nature, I need to realize that he will never sit down and actually study one thing for an extended period of time. This understanding helps in planning his school work, as well as allowing him a little more freedom in his free time.

My youngest, a Gemini (Air), is ruled by Mercury. She has just turned 3, but you wouldn't know it by the way she communicates with people. In her case, she is doubly blessed with communication skills since Air is also an indication of communication.

Sun Sign	Ruling Planet	Ruling Element
Aries	Mars	Fire
Taurus	Venus	Earth
Gemini	Mercury	Air
Cancer	Moon	Water
Leo	Sun	Fire
Virgo	Mercury	Earth
Libra	Venus	Air
Scorpio	Pluto	Water
Sagittarius	Jupiter	Fire
Capricorn	Saturn	Earth
Aquarius	Uranus	Air
Pisces	Neptune	Water

-  **Ruling Planets**
-  Sun—Self-expression, vitality
-  Moon—Response, instinct, intuition, fluctuation, emotion
-  Mercury—Mind, communication-mental and physical
-  Venus—Harmony, unison, love
-  Mars—Physical energy, initiative
-  Uranus—Change, disruption, shock
-  Jupiter—Expansion-intellectual and physical
-  Neptune—Cloudiness, unreality
-  Saturn—Stability, restriction, limitation, control
-  Pluto—Elimination, eruptive change

 You'll have to be creative in dealing with problem patches. For example, my son and 5-year old daughter are both Fire signs. They tend to act instead of think. In heated moments, it helps to bring some of the other elements into their relationship. I might bless some feathers for peace (Air sign) and have them hold the "magical" feathers while they practice talking to each other calmly. Or a symbol of Water, such as a special bowl or small cauldron, may be helpful in cooling an argument.

 For my ever emotional oldest daughter (Cancer—Water—Moon), I have a rock that I found on the beach and blessed. I have her hold the rock and visualize the beach, which is the perfect blending of the elements of Water and Earth. I talk to her about the calming sounds of the water and the grounding powers of the Earth. This gives her time to calm down and bring her emotions under control. Then we may use the "magical" feathers to talk about why she got so upset to begin with.

Traditional Aspects of the Elements

Fire—enthusiastic
Earth—practical
Air—intellectual; need to communicate
Water—emotional

The possibilities are endless. By understanding the innate traits of the people we interact with every day, we can teach ourselves new ways to deal with them. I hope these ideas help you and your families as much as they've helped ours.

For more information, look for *Parker's Astrology: The Definitive Guide to Using Astrology in Every Aspect of Your Life* by Julia and Derek Parker (ISBN 156458710X) or <http://astrology.about.com>.

Special Pagans

By: Raven Moonshadow

Bringing the Faith to Your Special Needs Child

Sharing your Pagan faith with your children can sometimes seem daunting, especially if one of those children has special needs. First and foremost, remember that you are the best parent and teacher for your child. As the mother of a special needs child I often have to re-think the way I am conveying a message. Each month a different segment of our faith will be presented with ways to convey to your child. While I will give suggestions for ways to convey meanings, in the end, it is you the parent, who knows which ways work best for your child.

PREPARING YOUR SPECIAL PAGAN FOR RITUAL

Preparing yourself and all of your things for ritual, whether with a large group or just your small family unit can sometimes be a task. Everything needs to be organized in some fashion. Couple the necessary with including your Special Pagan, and his or her needs, and you may just go insane. It doesn't have to be that way. Including your Special Pagan in your ritual, however simple or complex, can be a wonderful experience.

Depending upon your Special Pagan's needs, make sure that your group, if they are not your family, is aware of your child's disability. Are there things that can be modified for your Special Pagan? Are there access issues that need to be addressed? Once you have figured out the "issues" that there may be by including your Special Pagan, take the time to discuss with your group how you can adapt or simplify things while still keeping the momentum and meaning the same. If your ritual only includes your family or just you with your Special Pagan, you may not need such adaptations.

When you know that you have things set and adaptable for your Special Pagan, make sure that you give your child ample time to understand the meaning behind what will be happening. There is nothing worse than not giving your children all the necessary information they need to process what will be taking place. Will ritual include a special celebration? Is this just a general ritual? Make sure to cover all of the basics: Who, What, When, Where, Why and How. You not only need to lay a foundation for yourself, but for your Special Pagan as well. If there is specific terminology that will be used that can't be simplified, be sure that your Special Pagan understands these terms. Break the words down into a simple definition. When ritual happens and they hear those words used, they will still be able to comprehend. Your Special Pagan will need to understand what is expected of them. If you can, walk them through the steps of the upcoming ritual. You could even try involving them in a "mock ritual" so they can understand the flow and process. Is it possible to have your Special Pagan meet members of your group prior to the ritual so they aren't seeing strangers for the first time? Can you show your child the meeting place ahead of time, so they see the "where" of the happenings? If not, consider showing up a bit earlier than usual, so your child can see the meeting place prior to everything, watch things being set up, and see people arrive. If you have already walked your Special Pagan through the basics of ritual, take this time, as things are being set up, to reinforce what you have taught and discussed with them. Involve your Special Pagan as much as you can. Remember that involving can be as simple as allowing them to just watch and take it all in up to having them participate.

Above all, children need ample warning of what is upcoming. I made the mistake of not giving my Special Pagan enough information about her brother's Wiccaning. I can't say that it was horrible, by no means, but in hindsight, I could have done a much better job in preparing her. We were fortunate enough that it was very small and she knew everyone but two people. Never assume that a child can't understand because of their age. I did not walk her through the basics or explain anything other than where we were going and whom we would see. She sat on her father's lap, and you could tell from the look on her face in the pictures I have, that it was a bit overwhelming. Since then, I have tried to be cognizant enough to be sure that never happens again.

I'm not going to tell you that by making all of the necessary preparations, ritual will go off without a hitch. Children, all children, have their own unique energy that they carry within themselves. The very first ritual they attend may go perfectly, but maybe the next one your Special Pagan is doing something, or behaving in such a way, that makes you want to climb the walls. That is called Parenthood. Be patient. Breathe. Relax. Remember that your children are just that, children. If they start to get a little off kilter, bring them back down. Set the expectation and lead by example. If you give your children all of the tools necessary to cope, adapt and overcome this new experience, things will turn out all right.

No one ever said that raising your child up and sharing your faith would be easy, but it can be made enjoyable. Keep in mind that Special Pagans may need more time to digest what you are teaching them. Take things a step at a time, and keep it as simple and light-hearted as possible. Above all, remember that you are the best parent for your child.

Special Pagans

By: Raven Moonshadow

“What’s Wrong with Your Child?”

Overcoming Societal Ignorance Without Losing Your Cool

“What’s wrong with your child?” No doubt, if you are a parent of a Special Pagan, you have heard that question before or others like it. As a parent, it’s frustrating, and sometimes, on a really bad day, enough to make you want to go home, cry and question every decision you have made for him or her. And, of course, if you don’t want to go home and bury your head in a pillow, you’d like to take that pillow and whack the misinformed person upside the head with it. Does any of this sound familiar?

As a “special needs” mom, I can’t even begin to count the number of times I have spent re-educating the general public, meaning the people I run into on a daily basis. It’s frustrating to think that there seems to be one perceived notion of “normal” and if you happen to have a Special Pagan, you don’t fit the mold. In truth, normal is whatever feels right for your family. My family uses American Sign Language, as well as, English to communicate. To us, that IS normal, but that doesn’t apply to everyone. Some families may have children that use PECS boards for communication purposes, while others have specially modified houses to allow for the use of wheelchairs, special access equipment, etc. For those families, that is “normal” as well. “Normal” isn’t something you can list like the pediatric developmental milestones. Even those are just guidelines. Your child may or may not be at that level of development that is age appropriate.

I’m here to tell you that it’s okay to feel frustrated, angry or upset at the comments or questions you hear from strangers and even your family and friends regarding your Special Pagan or even your method of raising and communicating with them. The tools you use work for your family and that’s what matters most. Other’s opinions are exactly that, opinions. Everyone is entitled to one, even if it is quite the opposite of someone else. So get angry, upset, frustrated. Go ahead and cry, scream or jump up and down on your dirty laundry to release that negative energy. You’re going to be washing the clothes anyway, so that’s fine. The important thing is to release those feelings and then regroup, ground and center yourself.

If I had a dime for every time someone said, “Oh, I’m so sorry” to me for my daughter’s hearing loss or looked at my child pitifully because she uses her hands to talk, I’d be a very rich woman. It’s one thing to have a child look at yours and ask why they wear a hearing aid, it’s quite another for an adult to do it. Angry? Yeah, I get angry and sometimes frustrated. I cry too, but I don’t let any of it stop me, or my family, from living life on our terms. Instead, I use those maddening moments as the opportunity to educate everyone about my Special Pagan. Those most frustrating moments are the best times to help people understand about your child’s “special ability.” For our family, we have learned that hearing loss is not a disability. Everyone has “special needs.”

The next time that someone says something to you regarding your Special Pagan that would typically upset you, take a deep breath, count to ten and then help that person understand your child’s disability, but also ALL of his or her abilities. Like any “normal” child, your Special Pagan feels love, hurt and all ranges of emotion. He or she loves to play and enjoys being a kid. Make sure that they understand that while his or her “disabilities” may make him or her different than other kids around them, it is no different than if you came from a different culture. It’s our diversity that makes life interesting. In my opinion, it’s societal ignorance that causes the greatest harm. Look at the Spanish Inquisition or the Jewish Holocaust. How many Pagans are still “in the broom closet” because of culturally misconceived notions?

Advocating for your Special Pagan will not only help a public, desensitized and ignorant of certain truths, understand better, but you also are helping your child realize that they are “normal,” whatever that word truly means. You are showing your children that they are okay just the way they are and you love them, no matter what. Having a disability and having people make disparaging comments regarding it can be quite hampering to your Special Pagan’s self-esteem. Showing acceptance for who your Special Pagan is and focusing on what they can do, instead of what they can not, will help your Special Pagan grow with greater confidence. At the same time, you will show society that your child’s “disability” doesn’t stop them from being the incredible person that they were meant to become.

Until next month, may your harvest and what you are thankful for be bountiful.

Blessed Be

- Raven Moonshadow

For questions or comments regarding the Special Pagans section of Pagan Moonbeams feel free to e-mail me at:

Raven@paganmoonbeams.com

Take 10

By: Lionfirestone

Feng Shui

The use of Feng Shui in your home and bedroom can help create an environment where taking a relaxing break might actually be possible. Creating a stress free environment is just as important as taking a few moments for yourself. Feng Shui Faux Pas can cause chaos in your home and bedroom.

Feng Shui, which literally means "wind and water", is as old as Chinese culture itself, and is believed to derive from Neolithic burial practices at least 6000 years old.

Feng Shui tips for the Bedroom

- Make sure your bedroom mirror does not reflect the bed.
- Ensure there are no sharp angles or sharp objects above your bed or facing it
- Having the head of your bed against a solid wall helps promote the smooth flow of energy
- Closing all bedroom doors at night contributes to healthy energy
- Your children's mattress should not be placed directly on the floor. It inhibits the flow of Chi and can cause children to be ill more often

Feng Shui Tips for your home

- Keeping the area outside your front door clear of clutter allows healthy Chi to enter your home.
- Place fish tanks appropriately to encourage good fortune and compile Chi energy
- Wood kitchen tables are better than marble tables
- Opening the windows for about 20 minutes each day allows fresh Chi to circulate in your home
- At the end of each day tidy up your home office and shut the door
- Clutter free is the way to be
- Lush green plants symbolize vitality

Colors are used to enhance, maintain and calm, as well as for their symbolic meanings:

- WHITE blends all the colors of light and represents truth, harmony, purity and the way to higher spiritual knowledge.
- BLACK is associated with mystery and the unknown. Used carefully, it can be considered dramatic and powerful, but in excess it soaks up energy and vitality.
- RED denotes vitality and energy, and is associated with joy, strength, love and motivation.
- ORANGE is a happy color that inspires hope, confidence and enthusiasm. It also stimulates creativity and nurtures ambition.
- PINK offers a sense of spiritual completeness and contentment and promotes healing.
- YELLOW is a mood-lifter, stimulating joy, optimism and a sense of well-being.
- GREEN reminds us of the abundance of nature, and is both restful and energizing.
- BLUE generates harmony, hope and calm, and stimulates creativity, communication and spiritual understanding.
- PURPLE is associated with intuition, dignity and wisdom. It's considered very soothing and calming, and can create the perfect atmosphere for meditation.

Some online resources:

<http://www.fastfengshui.com/>

www.easy-feng-shui.com

<http://fengshui.about.com/>

Take 10

By: Petra Lucas

Picture Perfect?

The scent of snuffed candles lingered on the air as Anna began dismantling her Samhain altar. She inhaled the smell and smiled. Carefully, she took the faded photograph of her grandmother down from the table. It was from Gran's days in Service at the local Manor. The serious look on her face seemed so out of place with the smiling face Anna remembered. Her hair was tightly bound to her head and the over-long skirt hiding what were probably very sensible boots underneath. Anna could remember that hair short and curling around her gran's gently smiling face.



Anna jumped at the actual sound of sensible boots hitting the floor above her head. Jess must be coming down for dinner. Jess had gone upstairs after school to change but Anna had a feeling what Jess would be wearing. Sure enough, Jess rounded the corner wearing her most grown up look which seemed to be a mix of serious and constipation as far as Anna could make out. Anna glanced down at the photograph in her hand. The similarity was startling. Right down to the severely bound hair. If Anna hadn't known that Jess' change of dress pre-dated getting out the family photos, she would have thought Jess was copying Gran.

"Hi honey. Hungry for dinner?"

Jess crossed to the fridge and opened the door. Sticking her head in, she rooted round for food. "Please. What are we having?"

"Well, we could have leftovers or take away. Unless you wanted to cook something," said Anna.

Jess paused in her rummaging and stood up. The frown on her face was so like Gran's Anna couldn't stop the chuckle. "What?" demanded Jess.

"Nothing. You just reminded me of Gran for a sec."

Jess brightened. "Really? You always say the best things about her."

"Gran was a great woman to be around. Always smiling even when things got tough. Actually, I meant her early photos." Anna held out the photograph.

Jess closed the fridge and took the photograph. She studied it intently. "She does look serious doesn't she," said Jess. "She must have had a lot of responsibilities and been very grown up."

Anna thought about it. Yes, Gran had been very grown up but she hadn't had much choice in it. Being the eldest of 6 children, her parents had needed the money she could bring in as a servant. So Gran had gone to work at the Manor despite being one of the brightest children in her village. Had there been more money, Gran would have loved to go on to secondary school. But there hadn't so she had gone into Service where long hours and little to occupy a bright mind were the norm.

"She went to work when she was twelve as a scullery maid." Anna said, remembering Gran's scarred and worn hands. "She worked very long hours and hated most of it."

Jess looked surprised. "But she chose to go to work, right? She wanted the money and independence?"

Anna debated telling Jess a short version or telling her what Gran had told her when she had been fourteen and wanting to go out to work. To buy herself thinking time, Anna decided to order in Chinese and then sit down with Jess. "Why don't we order something from the Chinese and then we can go through these photos?"

"That would be great! I wanted to ask yesterday but you were busy," said Jess.

Later, warm from good food, Anna sat next to her daughter on the sofa. The worn sofa fabric was shiny in places but it was now butter soft and felt good to curl up on. Bright cushions covered the worst of the thinness so Anna wouldn't have to replace the sofa too soon. She wondering briefly about recovering it. She loved the sofa and didn't particularly want to part with it. It had been the one thing she had refused to budge about while married. A gift from her parents, it was just what she had wanted.

Turning back to the photo in her lap, she held it gently by the edges. "Here is my great-granddad as a child."

"Which one?" asked Jess. "That one?" She pointed to a young lad in a dark version of a sailor suit.

"Nope, try again."

"But the rest of the boys are too old. The rest are girls."

"What about the baby?" said Anna.

"But that's a girl in a dress! That can't be your great-granddad." Jess clearly thought Anna was trying to trick her, which in a way she was.

"The baby is a boy, sweetie. That's what all babies wore back then."

Jess looked at Anna in disbelief and amazement. "You're kidding! Right?"

"'Fraid not. That's what babies wore."



Take 10

By: Petra Lucas

Jess peered closer at the photo. A strand of hair fell across her face. Her hair didn't take well to being caught up tightly and was clearly rebelling. Anna resisted the urge to brush it back from Jess' face.

"Where's the one of your gran from earlier?" said Jess.

"Here." Anna picked up the photo. "She was told she had be grown up now, so she was showing she was."

Jess paused and looked thoughtful. "What if she wanted to be grown up?"

"Well, I guess she wouldn't need to show it, she would just be grown up." Anna kept her face neutral. Clearly Jess was going to tell her what was going on with the clothes soon. "But she didn't want to be in Service. She wanted an education really. She used to say she would practice her times table while scrubbing just to keep from screaming sometimes."

Jess was listening closely. "So she didn't really want to be an adult yet?"

Anna looked at her daughter. "Not really. Sure she wanted to be able to make her own mind up. She always did." Anna hesitated and made a decision. "She told me once when I was your age that it had been hard to not resent her brothers and sisters who got to be kids longer than she did. Great-Uncle Matthew got to go to secondary school and hated it. She would have given her right arm to change places, but by then, she was too old."

"But you said she was always smiling. How come she could smile if she wasn't happy?"

"Well, you see, Gran waited until she was sixteen, putting up with Service for four years and then she quit being a servant and became a shop girl. That's where she met Granddad."

Jess perked up. "Was he a customer then? Came in to buy a hat or something?"

Clearly Jess had been sneaking into Anna's romance novels again.

Anna laughed, "No. He was the delivery boy."

"Oh. But he romanced her, right?"

"That is a story in itself. In actual fact, the first time Gran met him she put him in his place and then some." Annie could remember Gran laughing herself silly over the telling of that tale.

"Your gran must have had trouble finding her smile some days."

"Well, you know what? Gran told me that you can find the good in all things. For example, as much as she hated the work in her Service days, she had good friends to talk to. She might not have wanted to be there but she always made the best of it. She even educated herself in the end."

"Yeah." Jess went quiet. Sensing something was about to happen, Annie stayed quiet. "Mum?"

"Yes honey?"

"Do you think I am mature enough to be considered adult?"

Anna thought about it, "Why do you want to be?"

"Well, I was reading on the internet that you need to be an adult to be able to start looking into your new stuff."

"By 'new stuff' I take it you mean my pagan stuff?"

"Yeah. It's just.... You're doing that a lot and I..."

"Feel left out?"

Jess blushed a little and nodded. "Something like that."

"Well, honey, that's mostly 'cus I am figuring stuff out. Plus, I wasn't sure you were interested. The last thing I want to do is make you do something you really don't want to." Anna smiled. "Remember how I used to have to go to church in school and really hated it? I didn't want the same thing to happen to you."

"It would be ok to do some of the stuff. It looks interesting," said Jess. "But I dunno if I want to believe all that stuff you were talking to Izzy about the other day."

Anna shrugged, "No-one says you have to. Look why don't we put the rest of this away together and we can chat about what I've been doing."

"That sounds great."


"You know, the next festival is Yule. We could do some things together for that, like we used to for Christmas when you were younger."

Jess beamed. "That would be really cool." She bounced up from the sofa, nearly stepping on her long skirt. Jess glanced down at her clothes. "Er, would you mind if I went upstairs to change first. This top is driving me nuts!"

Anna laughed. "Go ahead. I'll wait if you like."

Jess screwed up her face in mock thought. "No, you get on with tidying. I'll be quick."

Anna watched her daughter as she dashed up the stairs for the first time in weeks. She winced as the sound of boots hitting the floor from a distance reverberated through the ceiling.



Book Class
By TristÅ
Young Foundations
Class A

PreK—Early Elementary (approx. Ages 3 - 7)

Parents - This book unit is designed to last for the entire month. For younger kids you may want to reword or simplify the story so your child can understand and stay interested enough to hear it. The story should be read to the child several times throughout the duration of the class. There are many things offered with the story to enhance their learning experience. Feel free to do all, pick and choose, or add your own. The main lesson of the story is listed. Please be sure that your child absorbs it.

Andrew Lang's Fairy Collection Free Online: <http://www.mythfolklore.net/andrewlang/>

Class 3

The Cat's Elopement

The Pink Fairy Book by: Andrew Lang

Lesson: Patience is a virtue with its own rewards.

Re-Reading Activity

For an activity, as the story is being read over and over again, have them complete a major project that will resemble a book report when done. Follow the few steps below for this activity.

1. Allow them to look in magazines and/or newspapers to do a scavenger hunt for the items that are mentioned in the book. You could do it as a game where you say each item with a different voice and they are to look for it while you read or you can give them a list (non-readers a picture list) for them to use. Be sure that they are paying attention to the story so it may take several readings to finish this one activity. The suggested items are: music instrument, tree, cupid or heart, net, moon, grass, big dog, pretty girl, snake, sun, big cat, head, nose, ring (to represent marriage of the princess), children, kittens.
2. Have the child use their pictures to affix to a piece of construction paper. They can put them on the paper in the order of appearance and retell the story or make a collage of the images and tell what each item represents in the story by telling a piece of it. For added fun you could re-tell the story with them and confuse it a little so they can have fun correcting you.

Simple Patience

Try some simple exercises with your child to show them the results of having patience. Due to the age, the waiting time is not that long so they can keep their interest and teach them the lesson at the same time.

- When they want something like a snack and they ask for it, give it to them right away. Tomorrow when they ask for the snack tell them they will have to be patient but they will get it in the end. Set the snack near them but be sure they don't touch it until they are told. Wait for about 30 minutes (adjust the time to fit the child) and then allow them to have it. Ask them if the flavor and taste of the item was better after they had to wait.
- Plan for a special day and allow your child to help. Make sure the day isn't too far off but far enough that patience will be needed to wait. Mark on the calendar or keep track of the days that go by until the event. Each day talk about the day coming up and maybe add a few things here and there to make it more special. Be sure to let them figure out that the day has come and act as excited as they are to participate. Be sure they have a great time and when it is all over talk to them about how having patience helped the day be special and added fun to it.

Examples of Patience

- Tell them your own made up story or better yet, one of your childhood, where the main character has to wait for something and the wait made it better.
- Have them write a list of things they want to do for the week (be sure they are doable, so you may have to guide them here). Go over the list each day and talk about each of the things and what they were like or will be like to them. Do one of the things each day with them, try to do the one they like the best on the last day. When done talk about the importance of waiting.
- Give them a scenario about a baby wanting something that you must take pride in of theirs. Ask them what it would be like or what would happen to the item if it was given to the baby. Tell them that when the baby becomes their age he/she could have it. Use this example to talk about how some things are just made for a certain age or stage in life. Patience is important for those not ready for them and once they are ready it will mean more to them.

Book Class
By TristÅ
Young Foundations
Class A
PreK—Early Elementary (approx. Ages 3 - 7)

Class 3

The Cat's Elopement

The Pink Fairy Book by: Andrew Lang
Lesson: Patience is a virtue with its own rewards.

Being an Illustrator

Explain to the child that an illustrator of a story is the one that draws the pictures for the story. They make sure that the pictures match the description in the book to make the story come to life.

Use the link below to go to a place with tons of coloring pages of cats. Have them choose a cat picture for the three cat characters in the story. You may want to read the descriptions of the cats to them to help in their hunt.

Once they have selected the cat picture they want to use for each cat, print them out and read the story once for each cat. Have them color the cat they are working on to match the description in the story.

<http://www.coloring.ws/cats.htm>

Be sure and praise them for being a great illustrator. Showing their work off would be a great added touch!

Connecting to the Cat

Use this story for your child to connect to the cat. After discussing the cat's magickal properties let them know that every animal in its own rite is amazing and magickal.

Have them observe their cat, a neighbors cat, or even one at the pet store as they pay attention to the signs of the cat. Let them know it is a good trait for Pagans to understand the talk of animals and since they can never understand cat talk paying attention to the body language of animals is more retainable.

Pre-make a list of movements that a cat makes; wag tail, meow, rub head on you, run, walk slowly, wash paws, etc... Have the child watch the cat and determine what movement tells what message. They can write them down or just remember them and tell you as they find out. For the smaller child you may want to introduce one thing from the list at a time.

When they are done let them know that they now can communicate with the cat and that good Pagans are able to understand the animals around them. Encourage them to move to different animals as long as they as they show interest and are having fun.

Domestic vs. Wild Help

Today the homes of wild animals is shrinking as people tear down natural areas to build homes and businesses for people. Because of this we are now faced with a world where we have domestic animals in our home and wild ones outside. This situation is rarely discussed and/or pointed out to children. Take the situations in this story to better educate your child about the dangers and situations that can arise because of this collaboration. Try some of the ideas below or come up with your own to fit the area you are in.

- Make flashcards using pictures or images from magazines and newspapers of animals. Help them determine if it is a wild or domestic animal.
- Discuss the differences in the way the animal feels (fear, anger, etc..) around people. Talk about how the animal's view is different determining if they are a wild or domestic animal. Explain to them why the different animals have these feelings.
- Talk about the differences in how animals should be approached, treated, etc... Also let them know that even though an animal is usually a domestic animal it doesn't mean that it's experience with people has been good and/or that it has been left to fend for itself making it actually behave like a wild animal.
- Do some scenario or role playing situations to teach them the proper procedure to help an animal that is in trouble. Also teach them the difference between nature trouble and man-made trouble so they will be better to assess situations when they come upon them. As the children grow you may need to give them a more advanced lesson on this topic to better prepare them to be a good Pagan adult and being nature focused.

Book Class
By Lionfirestone
Young Foundations
Class B

Early Elementary—Later Elementary (approx. Ages 7 - 10)

Parents - This book unit is designed to last for the complete month. It is recommended that the story be read by you and your child several times each throughout the duration of the class. There are many things offered in the story to enhance their learning experience. Feel free to do all, pick and choose, or add in your own. The main lesson of the story is listed. Please be sure that your child absorbs it.

Andrew Lang's Fairy Collection Free Online: <http://www.mythfolklore.net/andrewlang/>

Class 3

Story of Three Wonderful Beggars
The Violet Fairy Book by: Andrew Lang
Lesson: We make our own destiny

Future Telling

Divination is something that is used often in the Pagan community. We use divination to see what the future has in store for us. There are several forms of divination used today, some more complicated than others. Many people want to know how their life will unfold, what events to prepare for, what to look out for.

But our destiny is not set in stone. We have the ability to change our destiny based on our actions or choices. If you choose to not brush your teeth in the morning, your teeth will be yucky and you will have bad breath. If you choose to look at the moon every night you will learn to recognize what phase it is in.

In the story, the three beggars decided to give the infant Vasili the wealth of Mark. Do you think they knew Mark's daughter was listening to them? And do you think they knew she would tell her father? What about Mark? His actions made the beggars prophesy come true.

It is obvious the three beggars played a small part in the process of destiny, but a change in the actions of the people involved could have made a difference in the outcome, including Vasili's destiny.

Probability

Our deeds also affect our path through life. If you keep your room clean and help with chores around the house you will be more destined to be a tidy adult. The opposite is also true.

Even the law of probability does not take away from your authority to make choices about how your life will progress.

Yes, there will always be unforeseen factors in our lives. However, we do not have to accept those factors at face value.

A fun way to test the law of probability is with games like Chess or Go.

Tempting Fate

A concept that many find dangerous. It is possible that you have heard the saying "Don't tempt fate."

But what if we use the idea of "Fate" to affect our destiny in a controlled environment? We can narrow down the effects of fate into two choices throughout the day.

Over a period of a few days to a week, bring with you a coin, a small notebook, and something to write with. When you find yourself in a situation where you can make a choice, use the coin. In your notebook write down your choices and which one is heads and which one is tails. Then toss the coin and record the outcome of your coin toss.

After the few days or week is up, look back on your results. How did "fate" affect your activities? Did you choose to follow the result of the coin toss or did you choose to do something different?

Record the whole experience in your journal. Make sure you include as much detail as possible about the entire adventure. You may even want to write about it as you go along and then write a final review at the end. Here are a few questions for you to think about.

- How did it make you feel to have a decision made for you?
- What did you learn from this experience?
- How did the coin toss results affect the rest of your day or week?
- What do you think the out come would have been if your other choice had been picked?
- How many times did you follow the result of the coin toss?

Book Class
By Lionfirestone
Young Foundations
Class B

Early Elementary—Later Elementary (approx. Ages 7 - 10)

Class 3

Story of Three Wonderful Beggars
The Violet Fairy Book by: Andrew Lang
Lesson: We make our own destiny

Rewrite Destiny

As you read the story a few times, think about how you could make it different.

How could you change the destiny of one of the characters in the story?

Something else to think about is how the characters met by Vasili got into their predicaments.

- How did the whale get stuck as the bridge?
- How did the tree get gold under its roots?
- How did the ferryman get on the ferry?

Gati

In Buddhism, destiny, or gati, is a place not an event.

Gati is one of the six paths you transition through after a mortal death on your journey to enlightenment.

Buddhists believe you enter one of the six paths based on your karma in your most recent life.

The path is a temporary stop on your way to reincarnation into your next life.

Fate Vs. Destiny

Do some research to discover the differences and similarities between Fate and Destiny.

Take notes during your research and then write your final findings in your journal.

Here are a few points to get you started:

- What is the definition of Destiny and Fate?
- How are Fate and Destiny the same?
- How are they different?
- Is Fate or Destiny considered something you can control?
- Who are The Fates and what is their role in mythology?
- Can Destiny or Fate be tricked?
- Ask some adults you know what they think about Destiny and Fate.

Have fun with it. Learning something new should always be a fun experience.

Man is the maker of his own destiny, and I therefore ask you to become makers of your own destiny.

~ Gandhi

Book Class
By TristÅ
Tools of the Trade
Class #3

Parents Note: Classes are written to the children in case they are taking them as a self-directed course. All important parent notes are written in italics to be noticed easily; if child is taking class themselves, after reading, it would be best to use white-out or marker to cover them up. The material in each class, even if the child is learning on their own, should have some kind of addition or guidance from you; this will add to or begin the Pagan bond and religious relaxation opening between the two of you.

Each class will be broken down into weeks, usually 4 per month but can be done as you have time or see fit. Great effort will be taken to supply each lesson with vocabulary, assignments, enhancements, and with Pagan specific topics (obstacles, interaction, etiquette, values, etc..). Although not specified in each and every lesson, students are to use their notebooks to document, do assignments, and to use as a journal. The same notebook should be used to write down any questions that they have during each class, which are to be answered by you before going on to the next lesson. If research is needed to answer them, allow your child to accompany you in doing so; this will make it easier for them to do it on their own later.

Although classes are presented in a 'formal' way, present and hold them in a very informal way, keeping the relaxing environment that should be present in all things Pagan. Some added touches to the class would be; to hold it outside, indoors in your pajamas, reading by candlelight, holding class during special times of the day like sunrise and sunset, or any other way that works for you and your child. It is suggested that you read through each lesson before presenting it; as with all things you may wish to omit things due to personal belief or views.

Have a great class/experience with your children !

Week 1 - Pentacle

All - Read Pages 165 - 185 in the book

Study Terms: Pentacle, Pentagram, Phenomenon, Platen, Empowering, Ornate

The Pentacle is one of the most well known Pagan symbols. For some Pagans who study one path exclusively or it is prominent in their beliefs feel the Pentacle is more of a Wiccan symbol. If this is the case for you then you can complete this class with any emblem or symbol that you feel strongly connects you to your religious path.

Assignment Prep: (Class A & B) Reread Energy Transfer pages 174-179, explore the concept of energy transfer (what it means to you, reasons for doing it, etc...)

Assignment: You need to complete the ritual found in the book. Then, you will need to do some research on energy transfers from written sources (such as books and websites), or from first person references. After collecting as much information as you can, write a ritual on energy transfer according to your path or your preferences. Do your ritual.

Assignment Follow-Up: After doing both your ritual and the ritual from the book, write in your journal about how a ritual written by someone else is different than a ritual written yourself.

** Parents, you may need to assist the child to understand energy transfer. Review your child's ritual and pay attention to the procedure, the path, and other specifics that were chosen. You should point out the parts that you feel aren't right and bring them to your child's attention in a constructive manner.*

Class A & B - Visit a new age store and take a look around, paying special attention to all the symbols of different religious paths. Recognize the color they are, the energy around them, and which ones stand out to you. When you get home, open your journal and jot down which ones interested you and write a little about what you thought of them.

Book Class
By TristÅ
Tools of the Trade
Class #3

Week 2 - Honorables

All - Read “Those We Honor”, on pages 4 - 5 in this newsletter. Read “Statuary”, on pages 245 - 247 in the book.

Study Terms: Honor, Integrity, Respect, Dignity, Reputation, Pride, Statuary, Appropriateness

Sometimes it is necessary for a situation or your state of mind to include those that are honored in your magickal works. Whether it be in a tool or a visual aid, it is important that you are aware of the many possibilities in the topic.

Assignment Prep: Make a list of gods, goddesses, or people you honor and tell why you honor them, and how you honor them.

Assignment: Think and Meditate on each thing on your list. Think of a tool or a visual aid that could be used to represent them.

** Parents you may want to ask your child to share with you his or her findings on each part of the class this week, and be sure to offer suggestions and light guidance through this topic. Also, you should try not to thrust any of your opinions on them, just nurture their understanding.*

Class A & B - Pick 2 things on your list, make an item or tool to represent your things, and be sure to put deep thought and pride into the project.

Class A - What is your preference of honorable tool? Write about it in your journal.

Class B - Reflect on all the altars you have seen, and determine which items you think might have been, or were present, that fall under this category. Write in your journal, your opinion of considering honorables as a magical tool.

Week 3 - Staff

All - Read pages 207– 222 in the book.

Study Terms: periodically, contemplate, countersink, abstract

Staffs are one of the most versatile magical tools. Staffs are an important tool to many different paths within the Pagan realm. Many people associate the staff with the element of air.

Assignment Prep: What is your opinion on buying hand-made magical supplies? Write your thoughts in your journal.

Assignment: Visit a local wood craftsman or staff and wand maker, talk with this person about the importance of materials, procedures, and production of all magick items.

Assignment Follow-Up: Write in your journal a reflection of your experience. Go back up to the prep question about buying magical materials and rethink your answer. Write your new answer and compare the two.

** Parents before presenting the class check your area for local magickal craftsmen places and set up a tour or visit. While you are there be sure to let your child be the ones to ask questions. Do not intervene. By doing this, you will let your child learn more and open up their minds without relying on you.*

Book Class
By TristÅ
Tools of the Trade
Class #3

Week 3 - Staff
(continued)

Class A - Research and explore the instrument list both inside use and outside use. Are the energies different, do you need separate tools for each environment, write in your journal all the possible angles and your thoughts on each.

Class B - Explore connecting two individual tools to make one. Does the energy change? Does either tool lose properties? Explore all angles and record your findings in your journal.

Week 4 - Wand

All - Read pgs 223 - 235 in the book.

Study Terms: Recognizable, Channeling, Protection, Blessing, Conducted, Specialized, Encompassed

Wands have been around since ancient times. There has always been a lot of mystery surrounding the wand. Some feel the wand itself is a source of power, while others feel it only channels the power of its user. The ideal of the wand has transformed over time from a simple tool to a symbol of royalty and respect.

Assignment: Write and answer the following questions in your journal. Be sure to take your time, totally consider all angles of the questions and search deep into yourself as you explore writing your answers.

1. What would be the difference in a wand used for general uses and a wand used for a special task?
2. Do you think adornments, carvings and details of a wand need to have a purpose or meaning?
3. Do you feel a blessing is necessary for objects? If so how would you determine how often to do this?
4. Is it hard to relate or transfer a procedure dedicated to one path into something generic or to a different path than it was intended?

Assignment Follow-Up: Compare the wand and staff in your journal in depth.

** Parents this is actually an extension of the Staff class since the two are similar. Your child may need direction and help finding answers for these questions. It is important to guide them into thought over the questions and be sure that they learn the importance of concentration and dedication that is involved in questions that refer to them and the magickal world.*

Class A & B - Make a visual plan in your journal showing how you would go about making your own wand. Be sure to label all things used, the purpose it was chosen and all other details. Even if you don't actually use a wand, it is good to understand about them.